

"You Angel You" - BANJO-MANDO

Bob Dylan (Performed by Manfred Mann's Earth Band)

Arranged & Tabledited
by Tom Arri 2019
BanjoTom2.ORG

(Lead-In)...

G: Vocals...

4 4	(Nothing Yet)...	Etc.
--------	------------------	------

(Lead-In)...

G: Mando Rhyth...

4 4 3 2 0 0 R	3↑ 2 0 0 B	3↑ 2 0 0 B	3↑ 2 0 0 B	3↑ 2 0 0 B
---------------------------------	------------------------	------------------------	------------------------	------------------------

(Lead-In)...

G: BANJO INTRO...

4 4 0 0 0	0 0 0	0 0 0	0 0 0	0 0 0
T m T m T m	T m T m T i m T i	m T i m i T m		

(G)

(STOP!)

G: VERSE 1... D

4 Etc.	Etc.	H 0 2 0 4 You An - gel
-----------	------	------------------------------

(G)

(STOP!)

G: Mando Rhyth... D

3↑ 2 0 0 B	3↑ 2 0 0 B	3↑ 2 0 0 B	2↑ 0 0 2 B
------------------------	------------------------	------------------------	------------------------

(G)

(STOP!)

G: B-Up Banjo... D

2 3 2 0 2 0 2 0	0 0 2 4	0
T i T i T i T i	T m T m T	

7

G em C G

H H H

4 5 5 0 2 2 3 2 0 0 2 5 5

you... You've got me un - der your spell... And the

G em C G

3↑ 3↑ 0↑ 8↑ 3↑ 3↑

2 2 2 7 2 2

0 0 0 5 0 0

0 0 0 5 0 0

B B B B B B

G em C G

0 0 0 0 2 2 1 2 0 0 0 0 0 0

0 2 Sl 5 0 0 0 2 2 0 0 0 0 0 0

T m T m T i m T T i m T m i T m i T i m T i m

10

bm D

Sl Sl

4 5 5 4 5 5 5 4 5 5 4 5 1 0

way you walk and the way you talk, feel I could al - most

bm D

3↑ 3↑ 2↑ 2↑ 2↑ 2↑

2 2 2 2 0 0

0 0 4 4 0 0

0 0 4 4 2 2

B B B B B B

bm D

H H Po H Po

0 0 0 0 2 3 0 2 3 0 3 2 0 2 3 0 3 2 0 0

0 0 0 0 0 0 0 0 0 0 0 0 0 0 0 0 0 0

T i m T m i T m i m T i m T m i m T i m T

19

bm D

I just walk, and I watch you talk, your mem - 'ry's on my_____

bm D

bm D

bm D

T i m T m i T m i m i m T i m T m i m T i m T

22

G (G)

mind_____...

G (G)

G (G)

i m T i m i T m T i m i T m T i T i T i T i

C C: CHORUS...

25

E - ven though I can't sleep at night_ for

C C: Rhythm Mandolin...

C C: Back-Up Banjo...

T m T i m i T i m T i m i m T i m T i

G (G)

28

try - in' ...

G (G)

G (G)

m i m T i m T T i T i T i T i T m T m T i m T

31 (Mandolin Fill)...

C

Well, I ne-ver did feel this way__ be -

C

C

i m T i m T i i T i m T i m i m T i m T i

34 G (G)

fore_____

G (G)

G (G)

m i m T i m T T i T i T i T i T m T m T i m T

(Mandolin Fill)...

37

C

3 0 5 2 0 5 2 | 0 0 0 0 | 0 0 0 2^{Sl} 3

I ne - ver did get up and walk the

C

3[↑] 2 0 0 | 3[↑] 2 0 0 | 8[↑] 7 5 5 | 8[↑] 7 5 5 | 8[↑] 7 5 5 | 8[↑] 7 5 5

B B B B B B

C

0 0 2 0 0 | 0^H 1 1 2 1 2 | 3^{Sl} 5 5 5

i m T i m T i i T i m T i m i m T i m T i

40

G

3^H 5 1^{Po} 0 3^{Sl} 5

floor ...

G

3[↑] 2 0 0 | 3[↑] 2 0 0 | 3[↑] 2 0 0 | 3[↑] 2 0 0 | 3[↑] 2 0 0 | 3[↑] 2 0 0

B B B B B B

G

0 2^H 3 0 3^{Po} 2 0 | 2 3 2 0 2 0 2 0 | 0 0 2^{Sl} 5 0 0 0

m i m T i m T T i T i T i T i T m T m T i m T

(Mandolin Fill)...

43

C

2 2 2 2 2 0 5 | 5 7 5 7 5 7 5 7 5 7 2 3 3

H H H H H SI

If this is love then I want

C

3 2 0 0 | 3 2 0 0 | 8 7 5 5 | 8 7 5 5 | 8 7 5 5 | 8 7 5 5

B B B B B B

C

0 0 2 0 0 | 0 1 1 2 1 2 3 5 5 5

H SI

i m T i m T i i T i m T i m i m T i m T i

D

46

D7

3 5 0 3 5 0 3 5 0 3 5 0 3 5 0

H H H H H

more and more and more and more and more and more and

D

D7

10 9 7 7 | 10 9 7 7 | 10 9 7 7 | 10 9 7 7 | 8 9 7 7 | 8 9 7 7

B B B B B B

D

D7

2 3 0 3 0 2 3 0 2 3 0 3 2 0 0 5 0 7 5 0 2 0

H H H Po

T i m T i m T i m i m T i m T m T i T i m T m

(D): TRANSITION...

49

H
3 5
more _____

(D): TRANSITION...

8↑ 8↑ 8↑ 8↑ 8↑ 8↑
9 9 9 9 9 9
7 7 7 7 7 7
7 7 7 7 7 7
B B B B B B

(D): TRANSITION...

10 4 5 0 0 0 2 3 1 0 0 0 0 0 0 0 0
H
i T m i m T i T i m i m i m T m T m T m T m T

G: VERSE 1...

52

H H
0 2 0 4 4 5 5 0 2 2 3 2 0
You An - gel you... You've got me un - der your

G: Mando Rhyth...

3↑ 2↑ 3↑ 3↑ 0↑ 8↑
2 0 2 2 2 7
0 0 0 0 2 5
0 2 B B B B B B

G: B-Up Banjo...

0 0 0 0 2 2 1 2
0 0 2 5 0 0 0 2
T m T m T i m T T i m T m i T m

55

G bm

spell... And the way you walk and the way you talk, feel

G bm

G bm

i T i m T i m T i m T m i T m i m T i m T

58

D G

I could al - most sing...

D G

D G

m i m T i m T i m T i m T m T m T m T T

61

G: MANDO SOLO... D G em C

0 1 0 5 0 5 2 0 | 3 5 5 5 3 5 5 5 | 0 2 2 2 3 2 0

You An - gel you... You're as fine as an - y - thing's

G: Mando Rhyth... D G em C

3↑ 2↑ 3↑ 3↑ 0↑ 8↑
2 0 2 2 2 7
0 0 0 0 2 5
0 2 0 0 0 5

G: B-Up Banjo... D G em C

0 0 0 0 0 0 2 2 1 2

T m T m T i m T T i m T m i T m

64

G bm

0 1 0 5 0 5 0 | 4^{Sl} 5 5 4 5 5 4 5 | 5 5 5 5 5 5 5

fine... Though I just walk, and I watch you talk, your

G bm

3↑ 3↑ 3↑ 3↑ 2↑ 2↑
2 2 2 2 2 2
0 0 0 0 4 4
0 0 0 0 4 4

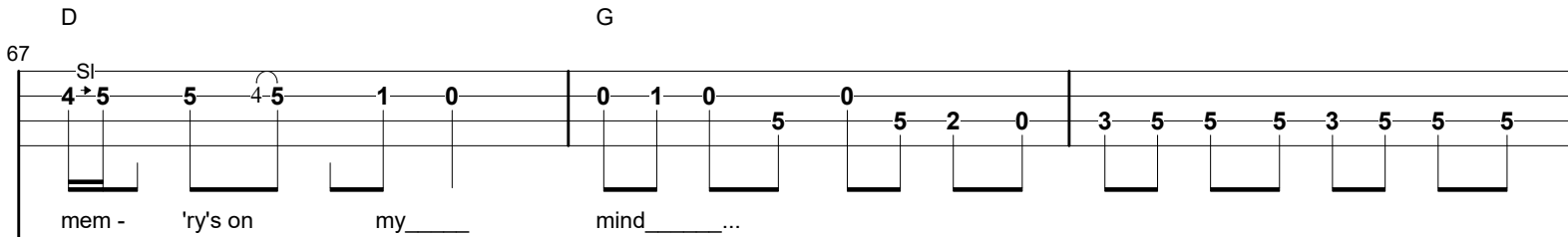
G bm

0 0 0 0 0 0 0 0 0 0 0 0 0 0 0

i T i m T i m T i m T m i T m i m T i m T

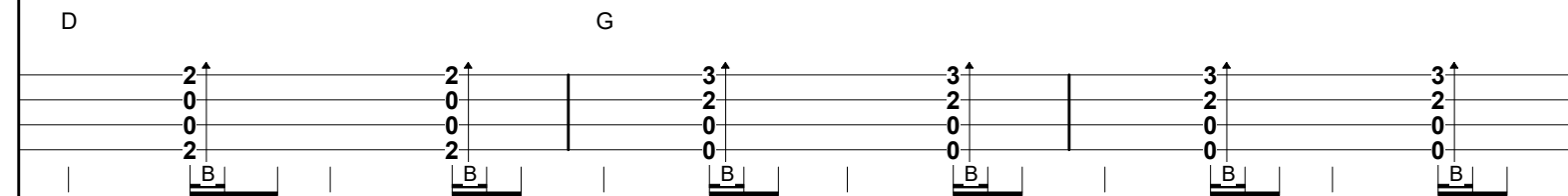
67

D G



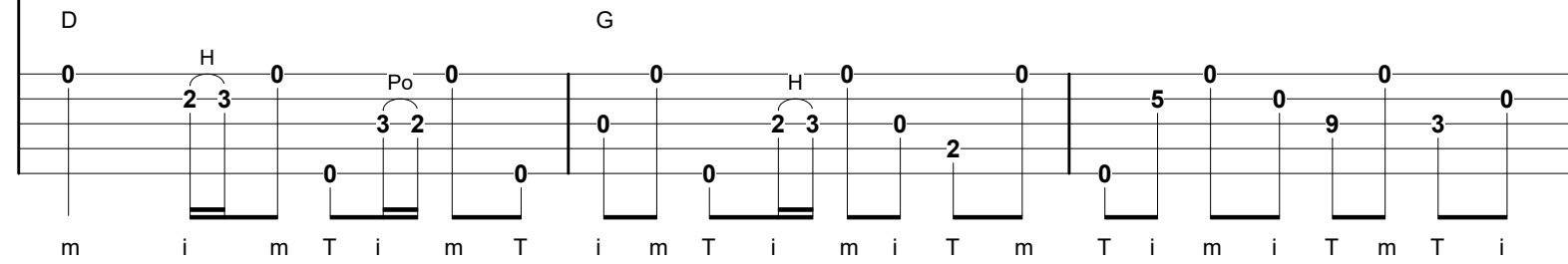
mem - 'ry's on my mind...

D G



m i m T i m T i m T i m T i m T i m T i m T i m T i m T i

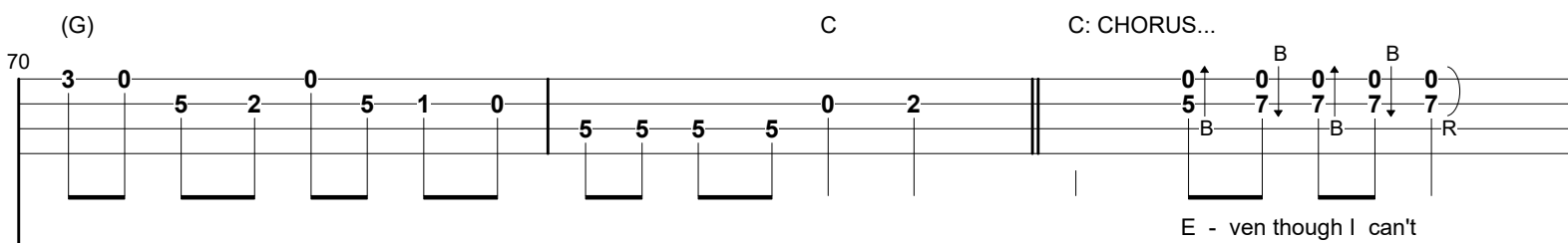
D G



m i m T i m T i m T i m T i m T i m T i m T i m T i m T i m T i

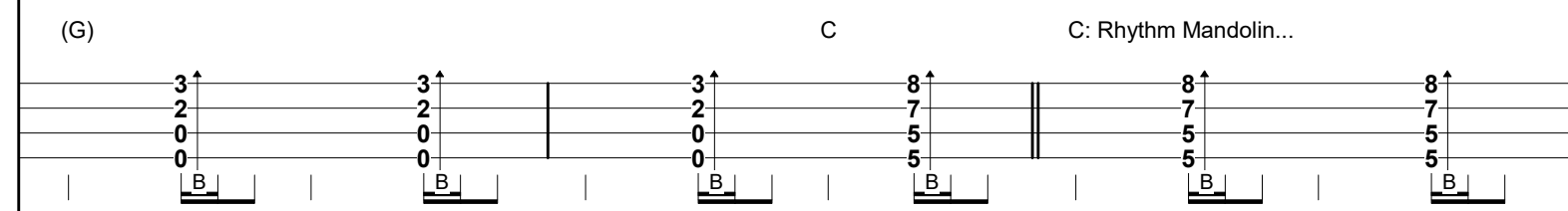
(G) C C: CHORUS...

70



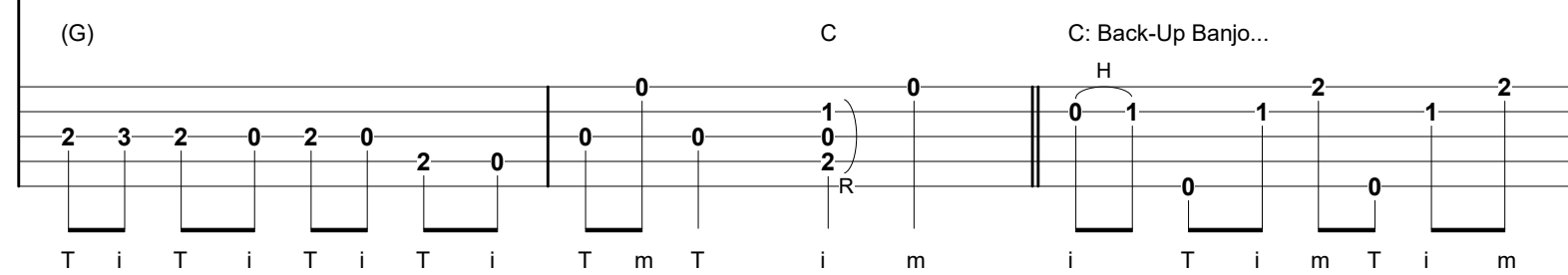
E - ven though I can't

(G) C C: Rhythm Mandolin...



i T i T i T i T m T i m

(G) C C: Back-Up Banjo...



i T i T i T i T m T i m

79

G

feel this way be - fore...

G

G

i m T i m T i m i m T i m T T i T i T i

82

(G) C

I ne - ver did

(G) C

(G) C

T m T m T i m T i m T i m T i T i m T i m

85

0 0 0 2 3 3 3 5 1 0 3 5

B B Sl H Po Sl

get up and walk the floor ...

8 7 5 5 | 8 7 5 5 | 3 2 0 0 | 3 2 0 0 | 3 2 0 0 | 3 2 0 0

B B B B B B

3 5 5 5 0 2 3 0 3 2 2 3 2 0 2 0 2 0

Sl H Po

i m T i m T i m i m T i m T T i T i T i

88

3 5 0 3 5 0 3 5 0 3 5 0 3 5 0 3 5 0

H H H H H H H

more and more and more and more and

10 9 7 7 | 10 9 7 7 | 10 9 7 7 | 10 9 7 7 | 8 9 7 7 | 8 9 7 7

B D7 D7 D7 D7 B D7

2 3 0 3 0 2 3 0 2 3 0 3 2 0 0 5 0 7 5 0 2 0

H H H Po

T i m T i m T i m T i m T m T i T i m T m

(D): TRANSITION...

91

Musical staff for measure 91. It shows a treble clef with a bracket over the first two strings containing the numbers 3 and 5. Above the bracket is the letter 'H'. Below the staff, the word 'more' is written with a horizontal line extending to the right, ending in three dots.

(D): TRANSITION...

Musical staff for measures 92 and 93. It shows a treble clef with a sequence of notes: 8, 9, 7, 7. Above the 8 notes is an upward-pointing arrow. Below the 7 notes is a bracket containing the letter 'B'. The staff is divided into two measures by a vertical bar line.

(D): TRANSITION...

Musical staff for measures 94, 95, and 96. It shows a treble clef with a sequence of notes: 10, 4, 5, 0, 5, 0, 7, 2, 3, 1, 0, 0, 0, 2, 0, 0, 0, 2, 4. Above the 2 and 3 notes is a bracket containing the letter 'H'. Below the staff, the lyrics 'i T m i m T i T i m i m i m T m T m T m T' are written, with each note aligned with its corresponding letter.

G: END...

94

Musical staff for measure 94. It shows a treble clef with a sequence of notes: 0, 0, 2, 3. Below the staff, the text '(Red numbers due to 'Sustainer' effect)...' is written. Below that, the text 'G: END...' is written. The staff is divided into two measures by a vertical bar line.

You angel you,
You got me under your wing,
And the way you walk and the way you talk,
Feel I could almost sing.

You angel you,
You're as fine as anything's fine,
Though I just walk and I watch you talk,
Your memory's on my mind.

Even though I can't sleep at night for trying,
Well I never did feel this way before,
I never did get up and walk the floor,
If this is love then give me more and more and more and more and more.

You angel you,
You're as fine as fine can be,
And the way you walk and the way you talk,
Is the way it ought to be.

You angel you.
Well I never did feel this way before,
I never did get up and walk the floor,
If this is love then give me more and more and more and more and more.

You angel you,
You got me under your wing,
And the way you walk and the way you talk,
Feel I could almost sing.

You angel you,
You're as fine as anything's fine,
Though I just walk and I watch you talk,
Your memory's on my mind.

Even though I can't sleep at night for trying,
Well I never did feel this way before,
I never did get up and walk the floor,
If this is love then give me more and more