

"Yankee Doode Dandy" - MANDO

George M. Cohan (circa 1904)

Arranged & Tabledited
by Tom Arri 2019
BanjoTom2.ORG

G: Verse 1...

A(7)

Mandolin tablature for the first line of the song. The staff shows fret numbers 4, 2, 0, 0, 5, 4, 5, 0, 2, 0. The lyrics are: I'm a Yan - kee Doo - dle Dan dy, a

G: Back-Up Banjo...

A(7)

Banjo tablature for the first line of the song. The staff shows fret numbers 9, 8, 9, 8, 9, 8, 9, 8, 11, 10, 11, 10, 11, 10, 11, 10. The lyrics are: I'm a Yan - kee Doo - dle Dan dy, a

D

G

5

Mandolin tablature for the second line of the song. The staff shows fret numbers 0, 2, 0, 4, 2, 0, 5, 2. The lyrics are: Yan - kee Doo - dle do or die; A

D

G

Banjo tablature for the second line of the song. The staff shows fret numbers 12, 10, 12, 10, 12, 10, 12, 10, 9, 8, 9, 8, 9, 8, 9, 8. The lyrics are: Yan - kee Doo - dle do or die; A

9

E(7) C

2 2 | 6 0 2 5 | 3 2 | 0

real live ne - phew of my Un - cle Sam's...

Detailed description: This block contains the first system of mandolin tablature, measures 9 through 12. The key signature is one sharp (F#), indicated by the E(7) and C chord symbols. The tablature is written on a four-line staff. Measure 9 has fret numbers 2 and 2. Measure 10 has fret numbers 6, 0, 2, and 5. Measure 11 has fret numbers 3 and 2. Measure 12 has fret number 0. Vertical lines connect the fret numbers to the corresponding notes on the staff. The lyrics are: "real live ne - phew of my Un - cle Sam's...".

E(7) C

6 6 | 6 6 | 10 10 | 10 10

5 5 | 5 5 | 8 8 | 8 8

Detailed description: This block contains the second system of mandolin tablature, measures 13 through 16. The key signature is one sharp (F#), indicated by the E(7) and C chord symbols. The tablature is written on a four-line staff. Measure 13 has fret numbers 6 and 5. Measure 14 has fret numbers 6 and 5. Measure 15 has fret numbers 10 and 8. Measure 16 has fret numbers 10 and 8. Vertical lines connect the fret numbers to the corresponding notes on the staff. The lyrics are: "Born on the Fourth of July...".

13

A(7) D D7

2 0 | 5 2 5 | 2 0

Born on the Fourth of July...

Detailed description: This block contains the third system of mandolin tablature, measures 17 through 20. The key signature is one sharp (F#), indicated by the A(7), D, and D7 chord symbols. The tablature is written on a four-line staff. Measure 17 has fret numbers 2 and 0. Measure 18 has fret numbers 5, 2, and 5. Measure 19 has fret numbers 2 and 0. Measure 20 has fret number 0. Vertical lines connect the fret numbers to the corresponding notes on the staff. The lyrics are: "Born on the Fourth of July...".

A(7) D D7

11 11 | 11 11 | 12 12 | 12 12

10 10 | 10 10 | 10 10 | 10 10

Detailed description: This block contains the fourth system of mandolin tablature, measures 21 through 24. The key signature is one sharp (F#), indicated by the A(7), D, and D7 chord symbols. The tablature is written on a four-line staff. Measure 21 has fret numbers 11 and 10. Measure 22 has fret numbers 11 and 10. Measure 23 has fret numbers 12 and 10. Measure 24 has fret numbers 12 and 10. Vertical lines connect the fret numbers to the corresponding notes on the staff. The lyrics are: "Born on the Fourth of July...".

17

G A(7)

2 2 0 | 0 5 4 5 | 0 | 2

I've got a Yan - kee Doo - dle sweet heart,

Detailed description: This block contains the first system of mandolin tablature, measures 17 through 20. The key signature is G major. Measure 17 has a G chord (2 2 0) and a whole note. Measure 18 has an A(7) chord (0 5 4 5) and a whole note. Measure 19 has an A(7) chord (0) and a whole note. Measure 20 has an A(7) chord (2) and a whole note. The lyrics are: "I've got a Yan - kee Doo - dle sweet heart,"

G A(7)

9 9 9 9 11 11 11 11
8 8 8 8 10 10 10 10

Detailed description: This block contains the second system of mandolin tablature, measures 21 through 24. The key signature is G major. Measure 21 has a G chord (9 8) and a whole note. Measure 22 has a G chord (9 8) and a whole note. Measure 23 has a G chord (9 8) and a whole note. Measure 24 has a G chord (9 8) and a whole note. The lyrics are: "I've got a Yan - kee Doo - dle sweet heart,"

21

D G

0 2 | 0 4 2 0 | 5 |

She's my Yan - kee Doo - dle joy...

Detailed description: This block contains the third system of mandolin tablature, measures 25 through 28. The key signature is G major. Measure 25 has a D chord (0 2) and a whole note. Measure 26 has a D chord (0 4 2 0) and a whole note. Measure 27 has a D chord (5) and a whole note. Measure 28 has a D chord (5) and a whole note. The lyrics are: "She's my Yan - kee Doo - dle joy..."

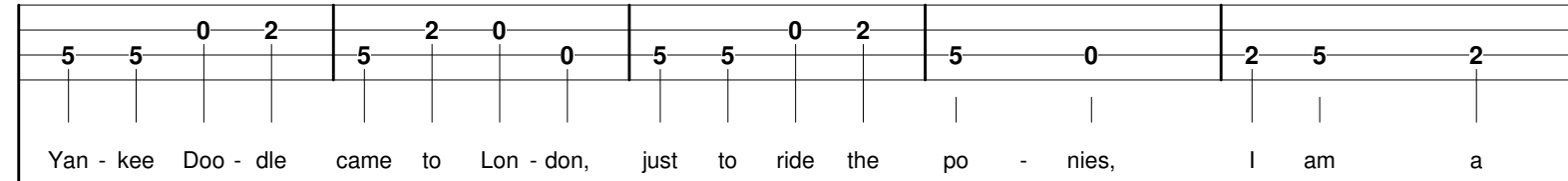
D G

12 12 12 12 9 9 9 9
10 10 10 10 8 8 8 8

Detailed description: This block contains the fourth system of mandolin tablature, measures 29 through 32. The key signature is G major. Measure 29 has a D chord (12 10) and a whole note. Measure 30 has a D chord (12 10) and a whole note. Measure 31 has a D chord (12 10) and a whole note. Measure 32 has a D chord (12 10) and a whole note. The lyrics are: "She's my Yan - kee Doo - dle joy..."

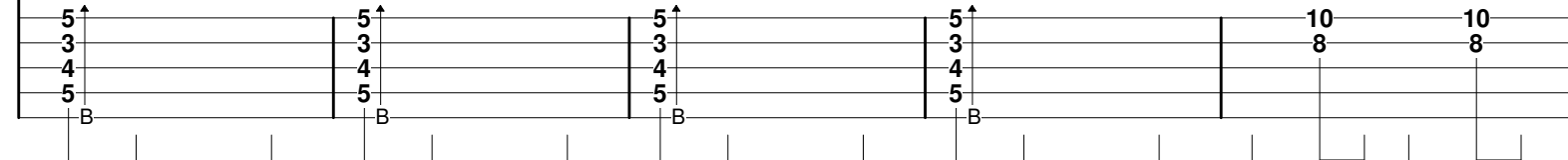
25

G (G) C




Yan - kee Doo - dle came to Lon - don, just to ride the po - nies, I am a

G (G) C



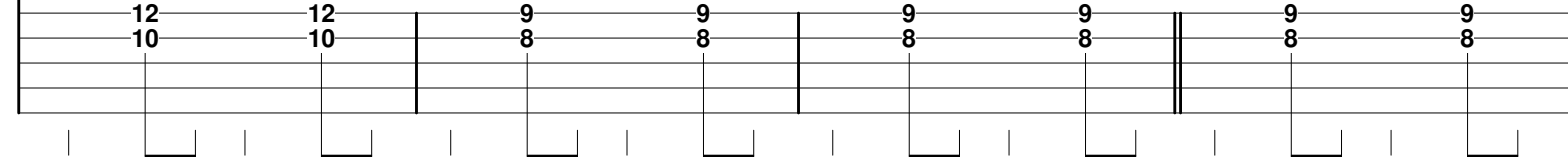
30

D G G: MANDOLIN SOLO...



Yan - kee Doo - dle boy...

D G G: Back-Up Banjo...



34

A(7) D

0) 0) 0) 0) 0) 2) 0 0) 2
0) 5) 4) 5) 2) 2) 0 0) 2
|R |R |R |R |R |R | | |R |
9 9 11 11 11 11 12 12
8 8 10 10 10 10 10 10

38

G E(7)

0) 0) 0) 0) 5) 3) 2 2) 2)
0) 4) 2) 0) 4) 2) 2) 2)
|R |R |R |R |R |R+ | |R |R
12 12 9 9 9 9 6 6
10 10 8 8 8 8 5 5

42

C

A(7)

Mandolin staff for measures 42-45. Measure 42: 6) 4) R, 0) 2) R, 2) 2) R, 5) 2) R. Measure 43: 3) 2) R, 2) 2) R. Measure 44: 0) 2) R, 5, 2. Measure 45: 2) 2) R, 0) 2) R, 5.

C

A(7)

Mandolin staff for measures 42-45. Measure 42: 6, 5. Measure 43: 6, 5. Measure 44: 10, 8. Measure 45: 10, 8. Measure 46: 10, 8. Measure 47: 10, 8. Measure 48: 11, 10. Measure 49: 11, 10.

46

D

D7

G

Mandolin staff for measures 46-49. Measure 46: 2) 2) R, 5) 2) R. Measure 47: 2. Measure 48: 5, 0. Measure 49: 0, 0, 0. Measure 50: 2) 0) R, 2) 0) R, 0.

D

D7

G

Mandolin staff for measures 46-49. Measure 46: 11, 10. Measure 47: 11, 10. Measure 48: 12, 10. Measure 49: 12, 10. Measure 50: 12, 10. Measure 51: 12, 10. Measure 52: 9, 8. Measure 53: 9, 8.

50

A(7)

D

Mandolin staff for measures 50-53. Measure 50: 0) 0) 0) 0) | 0) | 2) 2) | 0) 2). Measure 51: 0) 5) | 4) 5) | 2) | 0) 2). Measure 52: 2) 2) | 0) 2). Measure 53: 0) 2). Rhythmic notation: quarter notes with stems down, eighth notes with stems up, and quarter notes with stems down.

A(7)

D

Guitar staff for measures 50-53. Measure 50: 9 8 | 9 8 | 11 10 | 11 10 | 11 10 | 11 10 | 12 10 | 12 10. Rhythmic notation: quarter notes with stems down, eighth notes with stems up, and quarter notes with stems down.

54

G

G

Mandolin staff for measures 54-57. Measure 54: 0) 0) 0) 0) | 0 1 0 0 | 3 5 5 5 5 0 || 5) 5) 0) 2). Measure 55: 0) 4) | 2) 0) | 0 5 | 0 5 2 0 | 3 5 5 5 5 0 || 5) 5) 0) 0). Measure 56: 0) 4) | 2) 0) | 0 5 | 0 5 2 0 | 3 5 5 5 5 0 || 5) 5) 0) 0). Measure 57: 0) 4) | 2) 0) | 0 5 | 0 5 2 0 | 3 5 5 5 5 0 || 5) 5) 0) 0). Rhythmic notation: quarter notes with stems down, eighth notes with stems up, and quarter notes with stems down.

G

G

Guitar staff for measures 54-57. Measure 54: 12 10 | 12 10 | 9 8 | 9 8 | 9 8 | 9 8 || 5 3 4 5 ↑. Measure 55: 12 10 | 12 10 | 9 8 | 9 8 | 9 8 | 9 8 || 5 3 4 5 ↑. Measure 56: 12 10 | 12 10 | 9 8 | 9 8 | 9 8 | 9 8 || 5 3 4 5 ↑. Measure 57: 12 10 | 12 10 | 9 8 | 9 8 | 9 8 | 9 8 || 5 3 4 5 ↑. Rhythmic notation: quarter notes with stems down, eighth notes with stems up, and quarter notes with stems down.

58

(G)

C

Mandolin staff for measures 58-61. Measure 58: 5) 4) | 2) 0) | 0) 0) | 0) 0) | Measure 59: 5) 4) | 5) 4) | 0) 0) | 2) 0) | Measure 60: 5) 4) | 0) 0) | Measure 61: 2) 5) | 5) 5) | 2) 5) |

(G)

C

Bass staff for measures 58-61. Measure 58: 5 3 4 5 | Measure 59: 5 3 4 5 | Measure 60: 5 3 4 5 | Measure 61: 10 8 | 10 8 |

D

G

G: Mando Back-Up...

62

Mandolin staff for measures 62-65. Measure 62: 4) 2) | 5) 0) | 0) 4) | Measure 63: 0 2 3 4 | 0 2 3 4 | Measure 64: 4 5 5 5 | 5 4) | Measure 65: 5) 5) | 5) 4) |

D

G

G: BANJO SOLO...

Bass staff for measures 62-65. Measure 62: 12 10 | 12 10 | Measure 63: 9 8 | 9 8 | Measure 64: 9 8 | 9 8 | Measure 65: 0) 0) | 0) 0) | 2) 0) |

T T i m T i m

66

A(7)

D

A(7)

D

70

G

E(7)

G

E(7)

74

C

A(7)

Mandolin tablature for measures 74-78. The first system shows frets 2, 0, 1 on the first string; 3, 2, 2 on the second; 3, 2, 5 on the third; and 0, 5, 6 on the fourth. The second system shows frets 10, 9, 9 on the first string; 9, 8, 9 on the second; 10, 8, 10 on the third; and 10, 8, 10 on the fourth. The third system shows frets 9, 7, 5 on the first string; 5, 5, 5 on the second; 6, 6, 6 on the third; and 2, 2, 2 on the fourth. The fourth system shows frets 5, 9 on the first string; 2, 2, 2 on the second; 5, 5, 5 on the third; and 9, 5, 6 on the fourth.

C A(7)

T T T m i T m i T m i T m i T m i T T T T T T

79

D

D7

G

Mandolin tablature for measures 79-83. The first system shows frets 5, 4, 2 on the first string; 3, 4, 2 on the second; 2, 0, 0 on the third; and 2, 0, 0 on the fourth. The second system shows frets 12, 10, 9 on the first string; 12, 10, 9 on the second; 7, 9, 7 on the third; and 0, 0, 0 on the fourth. The third system shows frets 0, 0, 2 on the first string; 0, 0, 2 on the second; 0, 0, 0 on the third; and 2, 0, 4 on the fourth. The fourth system shows frets 0, 0, 0 on the first string; 0, 0, 0 on the second; 0, 0, 0 on the third; and 0, 0, 0 on the fourth.

D G

T m T m T m T m m T m T T i m T i m T m T m T m T

91

(G) C D

(G) C D

5 5 4 R 5 3 4 R 5 2 5 R 5 4 2 R

5 5 7 9 5 0 0 0 1 2 1 2 1 1 0 0 1 0

5 5 7 9 5 0 0 0 2 1 0 1 2 1 4 0 1 4

m T m T m T m T T T i m T i m T i T i m T m i T m

G G: FIDDLE SOLO...

95

G G: FIDDLE SOLO...

5 5 4 R 5 5 4 R 2 0 0 0 0 0 0 0

5 5 4 R 5 5 4 R 0 0 0 5 4 5

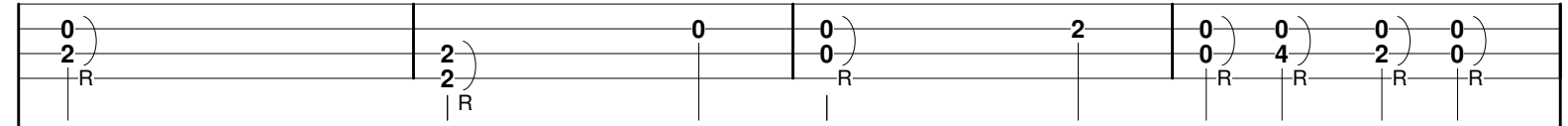
0 0 0 0 0 0 0 0 9 9 9 9

0 0 0 0 0 0 0 0 8 8 8 8

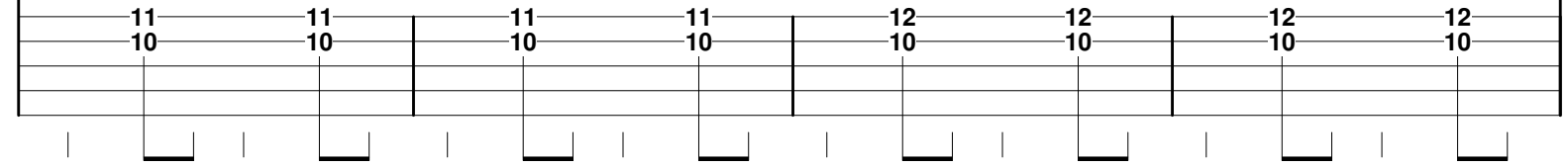
0 0 0 0 0 0 0 0 T m T m T i m T i m T i

99

A(7) D

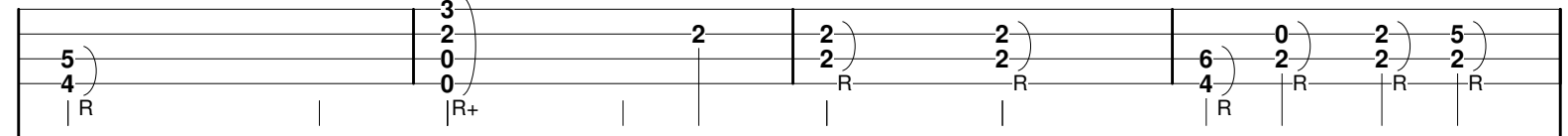


A(7) D

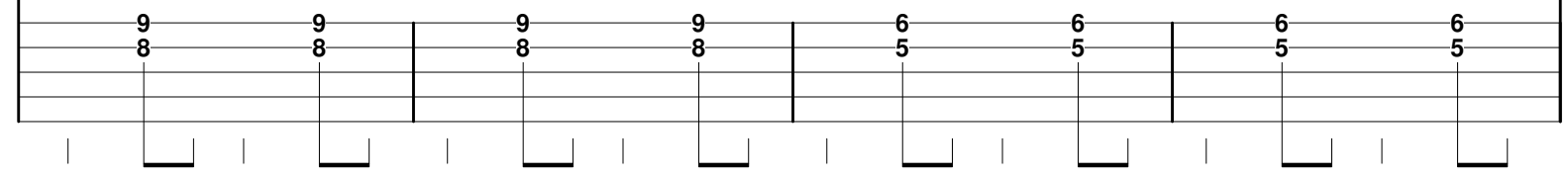


103

G E(7)



G E(7)



107

C A(7)

3 2 2 2 0 2 2 2 5 2 2 2 2 5 2

R R R | 5 2 | 2 2 | 2 2 5 2

C A(7)

10 8 10 8 10 8 10 8 11 10 11 10 11 10 11 10

111

D D7 G

5 7 0 5 0 4 0 2 2 0 0 0 0 0 0

R R | 2 2 0 | 0 0 0 0

D D7 G

12 10 12 10 12 10 12 10 9 8 9 8 9 8 9 8

115

A(7) D

Mandolin tablature for measures 115-118. Measure 115: A(7) chord (0 2 | 0 2) with a right-hand stroke (R) on the second string. Measure 116: A(7) chord (2 2 | 0 0) with a right-hand stroke (R) on the second string. Measure 117: D chord (0 0 | 2 2) with a right-hand stroke (R) on the second string. Measure 118: D chord (0 0 | 0 0) with a right-hand stroke (R) on the second string.

A(7) D

Mandolin tablature for measures 119-122. Measure 119: A(7) chord (11 10 | 11 10). Measure 120: A(7) chord (11 10 | 11 10). Measure 121: D chord (12 10 | 12 10). Measure 122: D chord (12 10 | 12 10).

G G

119

Mandolin tablature for measures 123-126. Measure 123: G chord (0 1 | 0 5) with a right-hand stroke (R) on the second string. Measure 124: G chord (0 5 | 2 0) with a right-hand stroke (R) on the second string. Measure 125: G chord (3 5 | 5 5) with a right-hand stroke (R) on the second string. Measure 126: G chord (5 0 | 5 0) with a right-hand stroke (R) on the second string.

G G

Mandolin tablature for measures 127-130. Measure 127: G chord (9 8 | 9 8). Measure 128: G chord (9 8 | 9 8). Measure 129: G chord (5 3 | 4 5) with a right-hand stroke (R) on the second string. Measure 130: G chord (5 3 | 4 5) with a right-hand stroke (R) on the second string.

123

(G) C D

(G) C D

127

G G: END...

G G: END...

I'm a Yankee Doodle Dandy,
 A Yankee Doodle do or die;
 A real live nephew of my Uncle Sam's.
 Born on the Fourth of July.

I've got a Yankee Doodle sweetheart,
 She's my Yankee Doodle joy.
 Yankee Doodle came to London,
 Just to ride the ponies,
 I'm a Yankee Doodle boy.

I'm the kid that's all the candy,
 I'm a Yankee Doodle Dandy
 I'm glad I am!
 So's Uncle Sam!

I'm a real live Yankee Doodle,
 Made my name and fame and boodle,
 Just like Mister Doodle did by riding on a pony

I love to listen to the Dixie Strain,
 I long to see the girl I left behind me;
 And that ain't a josh, she's a Yankee, by gosh!

Oh, say can you see...
 Anything about a Yankee that's a phoney?

I'm a Yankee Doodle Dandy!
 A Yankee Doodle Do or Die!
 A real live nephew of my Uncle Sam's

Born on the Fourth of July!

I've got a Yankee Doodle Sweetheart
She's my Yankee Doodle Joy

Yankee Doodle came to London
Just to ride the ponies,
I am a Yankee Doodle Boy!

I'm a Yankee Doodle Dandy!
A Yankee Doodle Do or Die!

A real live nephew of my Uncle Sam's
Born on the Fourth of July!

I've got a Yankee Doodle Sweetheart
She's my Yankee Doodle Joy

Yankee Doodle came to London
Just to ride the ponies,
I am that Yankee Doodle Boy!