

# "Wabash Cannonball" - MANDO

A.P. Carter

Arranged & Tabledited  
by Tom Arri 2019  
BanjoTom2.ORG

A: LEAD MANDOLIN...

Musical notation for Lead Mandolin part A. It consists of two staves. The top staff shows a sequence of notes with stems and flags, including a triplet of eighth notes. The bottom staff shows a sequence of notes with stems and flags, including a triplet of eighth notes. The notation includes various symbols such as 'B', 'H', 'R', and '4'.

A: Back-Up Fiddle...

Musical notation for Back-Up Fiddle part A. It consists of two staves. The top staff shows a sequence of notes with stems and flags, including a triplet of eighth notes. The bottom staff shows a sequence of notes with stems and flags, including a triplet of eighth notes. The notation includes various symbols such as '4', '2', and '6'.

G: Back-Up Banjo...

Musical notation for Back-Up Banjo part G. It consists of two staves. The top staff shows a sequence of notes with stems and flags, including a triplet of eighth notes. The bottom staff shows a sequence of notes with stems and flags, including a triplet of eighth notes. The notation includes various symbols such as '9', '8', and '4'.

G: Acoustic Guitar...

Musical notation for Acoustic Guitar part G. It consists of two staves. The top staff shows a sequence of notes with stems and flags, including a triplet of eighth notes. The bottom staff shows a sequence of notes with stems and flags, including a triplet of eighth notes. The notation includes various symbols such as '4', '(Nothing Yet)...', and 'Etc.'.

A: Acoustic Bass...

Musical notation for Acoustic Bass part A. It consists of two staves. The top staff shows a sequence of notes with stems and flags, including a triplet of eighth notes. The bottom staff shows a sequence of notes with stems and flags, including a triplet of eighth notes. The notation includes various symbols such as '4', '2', and '4'.

(A) D E(7)

4

(A) D E(7)

(G) C D7

(G) C D7

Etc. Etc. Etc.

(A) D E(7)

7

(E7)

A

(E7)

A

(D7)

G

(D7)

G

(E7)

A

10

The image displays a mandolin tablature for the piece "Wabash Cannonball" by A.P. Carter. It is organized into three systems, each with a treble clef staff and a four-line fretboard staff. The first system (measures 10-12) features a mix of chords: (A) and (D). The second system (measures 13-14) features (G) and (C) chords. The third system (measures 15-16) features (A) and (D) chords. The tablature includes various fret numbers (0, 2, 4, 5, 8, 9, 10), rhythmic markings (up/down arrows, H for hammer-on), and chord names. A measure rest is indicated by "Etc." in the second system. A measure rest is also indicated by "0" in the third system. A triplet of eighth notes is marked with a "3" in the first system.

13

E(7)

(E7)

2 1 2 4 6 4 6 0 | 2 4 2 0 2 0 6 2 | 0 2 2 4 6  
1 R 1 B 1 1 R 1 B

E(7)

(E7)

2 2 2 2  
1 1 1 1

D7

(E7)

12 12 12 12 12 12  
10 10 10 10 10 10

D7

(E7)

Etc. Etc. Etc.

E(7)

(E7)

2 2 2 2  
2 2 2 2

16 A A: Back-Up Mandolin...

Mandolin staff with notes 0, 5, 7, 7, 0, 7, 0, 5, 7, 7, 0, 2, 2, 0, 7 and fingerings H, B, H, B, B, R. Includes a triplet of 2, 2, 2.

A A: LEAD FIDDLE...

Fiddle staff with notes 2, 2, 2, 0, 0, 2, 2, 0, 2 and fingerings R, R, R, B, R, R.

G G: Back-Up Banjo...

Banjo staff with notes 9, 8, 9, 8, 9, 8, 9, 8, 9, 8.

G G: Acoustic Guitar...

Etc. Etc. (Nothing Yet)...

A A: Acoustic Bass...

Acoustic Bass staff with notes 2, 2, 2, 2, 2, 2.

19

(A)

D

(A)

D

Musical notation for the first system. It consists of a single staff with the following notes and fingerings: 0 (R), 4 (R), 0 (R), 7 (R), 0 (R), 7 (R), 0 (B), 2 (B), 0 (B), 2 (B), 2 (R), 4 (R), 4 (B), 4 (B), 2 (B), 2 (B), 2 (R), 0 (R), 4 (R), 6 (R), 0 (R), 2 (R), 4 (R), 2 (R). Above the staff, there are labels: (A) above the first measure, H above the 2-4 pair, B above the 4-4 pair, Po above the 2-0 pair, and D above the final measure.

(G)

C

Musical notation for the second system. It consists of a single staff with notes: 9, 8, 9, 8, 9, 8, 9, 8, 10, 8, 10, 8. Below the staff, there are horizontal lines representing fret positions.

(G)

C

Musical notation for the third system. It consists of a single staff with the word "Etc." written in each of the three measures.

(A)

D

Musical notation for the fourth system. It consists of a single staff with notes: 2, 2, 2, 2, 0, 0. Below the staff, there are vertical lines representing fret positions.

22

E(7)

(E7)

E(7)

(E7)

Mandolin fretboard diagram for E(7) chord. The diagram shows six strings and five frets. Fingerings are indicated by numbers 1-4. Techniques include Right Hand (R), Left Hand (L), B (Bend), and H (Harmonics). The notes are: 1st string (open), 2nd string (2), 3rd string (6), 4th string (2), 5th string (4), 6th string (2). Techniques include R, L, B, and H.

D7

(D7)

Mandolin fretboard diagram for D7 chord. The diagram shows six strings and five frets. Fingerings are indicated by numbers 10 and 12. The notes are: 1st string (12), 2nd string (10), 3rd string (12), 4th string (10), 5th string (12), 6th string (10).

D7

(D7)

Etc.

Etc.

Etc.

E(7)

(E7)

Mandolin fretboard diagram for E(7) chord. The diagram shows six strings and five frets. Fingerings are indicated by the number 2. The notes are: 1st string (2), 2nd string (2), 3rd string (2), 4th string (2), 5th string (2), 6th string (2).



25  
A

(A)

A

(A)

G

(G)

G

(G)

A

(A)

28

D

E(7)


D

E(7)

H	B	Po			Po	H	Po	
2	4	4	4	2	0			
2	2	2	2	2	0			
R		B		R				
				4	6			
				R	R			
				0	2			
				R	R			
						4	2	
						R	R	
						2	1	
						2	4	
						6	4	
						6	4	
								0

C

D7

10	10	12	12	12	12
8	8	10	10	10	10

C

D7

Etc.	Etc.	Etc.

D

E(7)

2	2	0	0	2	2

31

(E7)

A


A

A

2 4 2 0 2 0 6 2 0 2 2 4 6 5 7 7 7 5 7 7 7

H Po Po Po H B B H B

1) R 1) B 1) R 6) R 0) B 0) B 0) B 0) B

(E7)

G

12 12 9 9 9 9

10 10 8 8 8 8

(E7)

G

Etc. Etc. Etc.


(E7)

A

2 2 2 2

34

A: Back-Up Mandolin...


A: Back-Up Fiddle...

	2	2
	2	6

G: LEAD BANJO...


G: Acoustic Guitar...

Etc.	(Nothing Yet)...	Etc.

A: Acoustic Bass...

2	2	2	2	2

37

(A) D E(7)

--	--	--

(A) D E(7)

2 2	0 2	2 1

(G) C D

<p>H Po Po Po</p> <p>2 3 2 0 2 0 2 0</p> <p>T T T T</p>	<p>C H</p> <p>2 0 1 2 1</p> <p>m T i m T i</p>	<p>D Po</p> <p>0 2 3 0 3 2 3 2 0</p> <p>T m i m m i m T</p>
---	--	---

(G) C D7

Etc.	Etc.	Etc.
------	------	------

(A) D E(7)

2	0	2
2	0	2

40

(E7)

A


(E7)

A

0	2	2
1	1	2

(D7)

G

7	0	5	0	3	0	3	2	3	2	0	0	Po	0	0	0	0	0	0	2	3	0	0	
i	m	T	i	m	T	i	m	m	i	m	T	m	i	T	m	T	m	T	i	m	i	T	m

(D7)

G

Etc.	Etc.	Etc.


(E7)

A


2	2	2	2	2

43

(A)

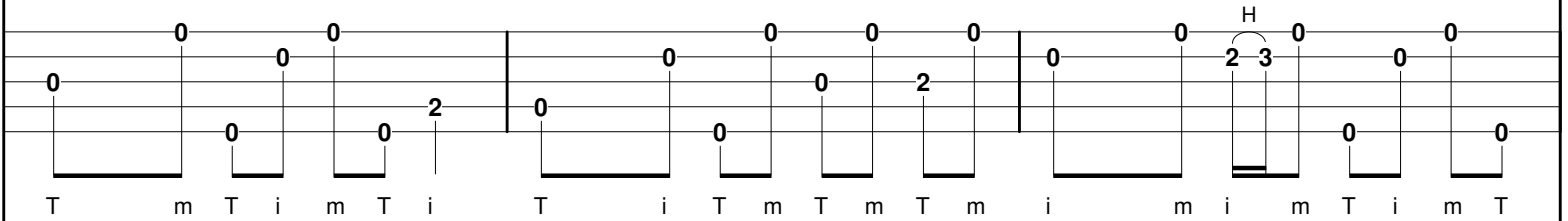


(A)



0 2 | 2 2

G




0 0 0 0 | 0 0 0 0 | 0 0 2 3 0 0 | 0 0

T m T i m T i | T i T m T m T m | i m i m T i m T

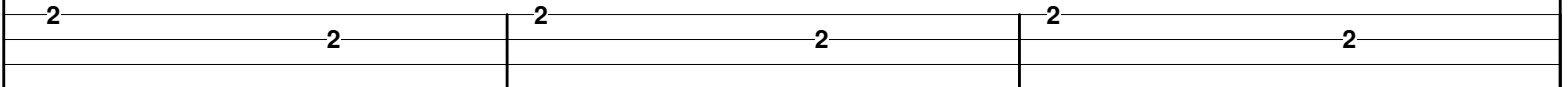
(G)

C



Etc. | Etc. | Etc.

(A)



2 | 2 | 2 | 2 | 2

46

D E(7) (E7)


(A) D E(7)

	0	2
	2	1

(G) C D

H				Po		Po		Po		H		Po		Po	
2	3	2	0	2	0	2	0	2	0	0	2	3	0	3	2
T				T		T		T		T	m	T	i	m	T
T				T		T		T		T	m	T	i	m	T

D7 (E7)

Etc.	Etc.	Etc.

(A) D E(7)

2	2	0
		0
		2
		2



49

(E7)

A


(E7)

A

2	2	2
2	1	2

(D7)

G

7	0	5	0	3	0	3	2	2	0	0	Po	0	0	0	0	0	
i	m	T	i	m	T	i	m	m	i	m	T	m	i	T	m	T	m

G

G

Etc.	Etc.	Etc.

(E7)

A

2	2	2	2	2

52

A: Back-Up Mandolin...

A: Back-Up Fiddle...

G: Back-Up Banjo...

G: LEAD GUITAR...

A: Acoustic Bass...

55

(A) D E(7)

(A) D E(7)

(G) C D7

(G) C D7

(A) D E(7)

58

(E7)

A

(E7)

A

0 1 | 2 1 | 2 2

(D7)

G

12 10 | 12 10 | 12 10 | 12 10 | 9 8 | 9 8

(D7)

G

2 4 2 4 2 4 2 0 | 2 3 2 0 2 0 2 0 | 0-Sl 3→5 0↑ 5 B 0 0-Sl 3→5 0↑ 5 B 0 0↓ 5 B


(E7)

A


2 | 2 | 2 | 2

61

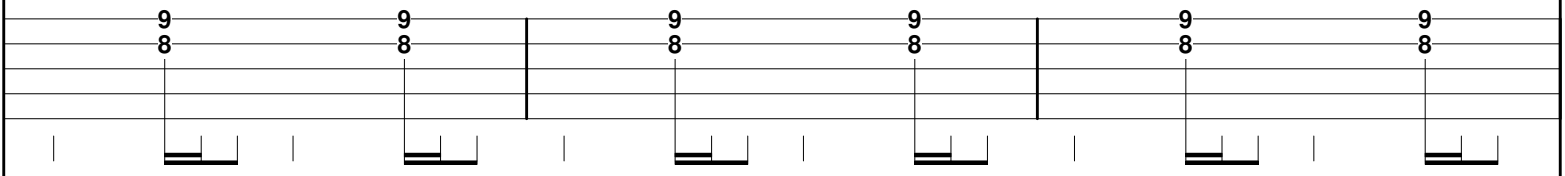
(A)



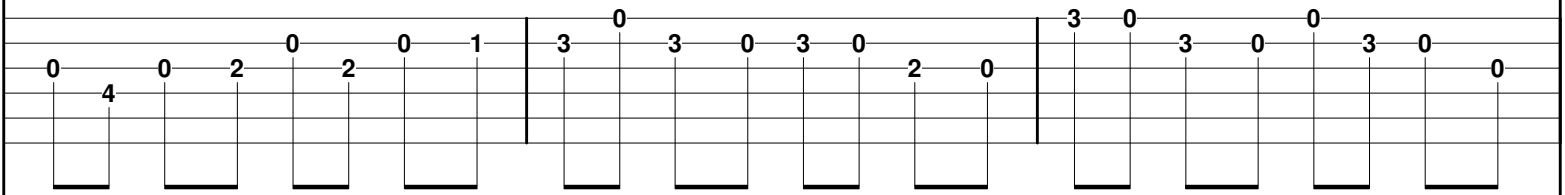
(A)



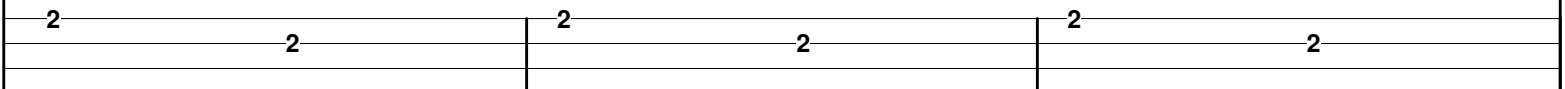
(G)



(G)



(A)



64

(A) E(7)

Two empty musical staves for the first system.

(A) E(7)

Two musical staves for the second system. The top staff has fret numbers 2, 2, 0, 2. The bottom staff has fret numbers 0, 2.

C D

Two musical staves for the third system. The top staff has fret numbers 10, 10, 12, 12, 12, 12 and fingerings 8, 8, 10, 10, 10, 10. The bottom staff shows notes with stems and beams.

C D

Two musical staves for the fourth system. The top staff has fret numbers 3, 2, 3, 0, 2, 3, 0, 2, 0, 4, 0, 2, 4, 2, 4, 0, 2, 4, 2, 4, 2, 0. The bottom staff shows notes with stems and beams.

D E(7)

Two musical staves for the fifth system. The top staff has fret numbers 0, 2, 2, 2. The bottom staff has fret numbers 0, 2, 2.

67

(E7)

A

(E7)

A

(E7)

G

G

(E7)

A

(BASS SOLO Lead-In)...

A: Back-Up Mandolin...

(A)

70

A: Back-Up Fiddle...

(A)

2	2	2
2	6	2

G: Back-Up Banjo...

(G)

9	9	9	9	9	9
8	8	8	8	8	8

G: Acoustic Guitar...

(G)

(Nothing Yet)...	Etc.	Etc.
------------------	------	------

A: LEAD BASS SOLO...

(A)

2	2	2	2	2	4	2	9	6	9	11	9	6	7	4	5	4	2	4	2	4
---	---	---	---	---	---	---	---	---	---	----	---	---	---	---	---	---	---	---	---	---



73

D E(7)

D E(7)

C D7

C D7

D E(7)

76

(E7) A

(E7) A

(D7) G

(D7) G

(E7) A A

79

(A)

D


(A)

D

E(7)

2	0	2
2	2	1

(G)

C

D7

9	9	10	10	12	12
8	8	8	8	10	10

(G)

C

D7

Etc.	Etc.	Etc.

(A)

D

9	6	9	11	9	6	7	4	5	4	2	4	2	4	0	0	0	0	2	4	2	
																			Sl		

82

E(7)

(E7)


(E7)

A

2		
2	2	2
	1	2

(E7)

G

12	12	12	12	9	9
10	10	10	10	8	8

(E7)

G

Etc.	Etc.	Etc.

E(7)

(E7)

2	2	2	2	4	6	4	5	4	2	4	2	4	2	5	4	2	0	2	0	3	4	

85 A A: LEAD MANDOLIN...

A: Back-Up Fiddle...

G: Back-Up Banjo...

G: Acoustic Guitar...

Etc. (Nothing Yet) Etc.

A A: Acoustic Bass...

88 (A) D E(7)

(A) D E(7)

(G) C D7

(G) C D7

(A) D E(7)

91

(E7)

A

The first system of notation consists of two staves. The top staff is a mandolin staff with fret numbers and fingerings. It starts with a right-hand (R) stroke on fret 4, followed by a right-hand (R) stroke on fret 2, then another right-hand (R) stroke on fret 2. This is followed by a left-hand (B) stroke on fret 4, then a left-hand (B) stroke on fret 4, then a left-hand (B) stroke on fret 6, then a left-hand (B) stroke on fret 4, then a left-hand (B) stroke on fret 6, then a left-hand (B) stroke on fret 4, then a left-hand (B) stroke on fret 4, then a left-hand (B) stroke on fret 4, then a right-hand (R) stroke on fret 0, then a right-hand (R) stroke on fret 2, then a right-hand (R) stroke on fret 2, then a right-hand (R) stroke on fret 0, then a right-hand (R) stroke on fret 0, then a right-hand (R) stroke on fret 2, then a right-hand (R) stroke on fret 2. The bottom staff is a guitar staff with fret numbers. It starts with fret 0, then fret 2, then fret 2, then fret 2.

(E7)

A

The second system of notation consists of two staves. The top staff is a guitar staff with fret numbers. It starts with fret 0, then fret 1, then fret 2, then fret 1, then fret 2, then fret 2.

(D7)

G

The third system of notation consists of two staves. The top staff is a mandolin staff with fret numbers. It starts with fret 12, then fret 10, then fret 12, then fret 10, then fret 12, then fret 10, then fret 12, then fret 10, then fret 9, then fret 8, then fret 9, then fret 8. The bottom staff is a guitar staff with fret numbers. It starts with fret 12, then fret 10, then fret 12, then fret 10, then fret 9, then fret 8, then fret 9, then fret 8.

(D7)

G

The fourth system of notation consists of two staves. The top staff is a guitar staff with fret numbers. It starts with fret 12, then fret 10, then fret 12, then fret 10, then fret 9, then fret 8, then fret 9, then fret 8. The bottom staff is a guitar staff with the text "Etc." repeated three times.

(E7)

A

The fifth system of notation consists of two staves. The top staff is a guitar staff with fret numbers. It starts with fret 2, then fret 2, then fret 2, then fret 2, then fret 2, then fret 2. The bottom staff is a guitar staff with fret numbers. It starts with fret 2, then fret 2, then fret 2, then fret 2, then fret 2, then fret 2.

94

(A) D

0 2 4 5 5 5 5 5 0 0 0 0 0 0 0 2 2 2 0 2 2 2

2 4 4 4 4 4 4 4 4 4 2 0 0 0 0 0 0 0 0 0 0 0

H B B R B B B R R B B B B B

3

(A) D

0 2 0 2

2 2

(G) C

9 9 9 9 10 10

8 8 8 8 8 8

(G) C

Etc. Etc. Etc.

(A) D

2 2 2 2 0 0

2 2 0 0



97

E(7)

(E7)

E(7)

(E7)

D7

(E7)

D7

(E7)

E(7)

(E7)

100

A END...

A END...

G END...

G END...

Etc. Etc.

A END...