

# "Ole Slewfoot" - BANJO & MANDO

Author Unknown - Traditional Bluegrass

Arranged & Tabledited  
by Tom Arri 2008-2020  
BnajoTom2.ORG

G: Rhythm Mandolin...

Musical notation for Rhythm Mandolin part 1. It consists of two staves. The top staff shows a 4/4 time signature and a sequence of four measures, each containing a triplet of notes (3, 2, 0) on the top line. The bottom staff shows a sequence of four measures, each containing a bass note (B) on the first line.

Lead-In...

G: BANJO INTRO...

Musical notation for Lead-In and Banjo Intro. It consists of two staves. The top staff shows a 4/4 time signature and a sequence of notes: 0, 0, 1, 2, 0, 2, 3, 0, 3, 0, 5, 0, 5, 0, 0, 0. The bottom staff shows a sequence of notes: i, i, i, m, i, m, T, i, m, T, i, m, i, T, m, i, T, m. There are also some slurs and a 'H' above the 2, 3 notes.

(G)

(G)

Musical notation for Rhythm Mandolin part 2. It consists of two staves. The top staff shows a 4/4 time signature and a sequence of six measures, each containing a triplet of notes (3, 2, 0) on the top line. The bottom staff shows a sequence of six measures, each containing a bass note (B) on the first line.

(G)

(G)

Musical notation for Rhythm Mandolin part 3. It consists of two staves. The top staff shows a sequence of notes: Sl 2, 3, 0, 0, Sl 2, 3, 0, 0, 0, 0, 0, 0, 0, 2, 0, Sl 2, 3, 0, 0, Sl 2, 3, 0, 0. The bottom staff shows a sequence of notes: T, i, T, m, T, i, T, m, T, i, T, m, T, T, T, i, T, m, T, i, T, m. There are also some slurs and a 'H' above the 0, 2 notes.

C

G

Musical notation for Rhythm Mandolin part 4. It consists of two staves. The top staff shows a 7/8 time signature and a sequence of six measures, each containing a triplet of notes (3, 2, 0) on the top line. The bottom staff shows a sequence of six measures, each containing a bass note (B) on the first line.

C

G

Musical notation for Rhythm Mandolin part 5. It consists of two staves. The top staff shows a sequence of notes: Sl 2, 3, 0, 2, 0, 0, 0, 0, 3, 2, 0, 0, 2, 1, 2, 2, 0, 0, 0, 0, 2, 5, 0, 0. The bottom staff shows a sequence of notes: T, i, m, T, m, i, T, m, T, 0, 2, m, T, i, m, T, m, T, m, T, m, T, i, m, T. There are also some slurs and a 'Po' above the 3, 2 notes.

10

(G)

T i T i T i T i T i m i T m T m T m T T T

G: Rhythm Mandolin...

(G)

13

Way up on the moun-

G: VERSE...

(G)

tain and what did I

(G)

16

see? Bear tracks, be - ar tracks, uh -

(G)

19

C G

8 7 5 5 | 8 7 5 5 | 3 2 0 0 | 3 2 0 0 | 3 2 0 0 | 3 2 0 0

B B B B B B

C G

H 0 2 | 0 0 2 | 3 5 | 0 0 | 2 3 0 | 2 3 0

Sl Sl H H

com - in' af - ter me! He ain't ne - ver been

(G) (G)

22

3 2 0 0 | 3 2 0 0 | 3 2 0 0 | 3 2 0 0 | 3 2 0 0 | 3 2 0 0

B B B B B B

(G) (G)

H 2 3 | 0 2 0 | Po 3 2 | Sl 3 5 | Sl 3 4

caught, he ain't ne - ver been tree'd...

(G) C

25

3 2 0 0 | 3 2 0 0 | 3 2 0 0 | 3 2 0 0 | 8 7 5 5 | 8 7 5 5

B B B B B B

(G) C

Sl 3 4 | Po 3 2 | 0 0 0 0 | H 2 5 | Po 5 2

Some folks say he looks uh - lot like

28

G D: BRIDGE... G

G D: BRIDGE... G

me... He's mak - in' nine - ty miles an ho - ur, mak - in' thir - ty feet a

32

D G

D G

jump... He is nar - row at the shoul - ders, he is broad a cross the

36

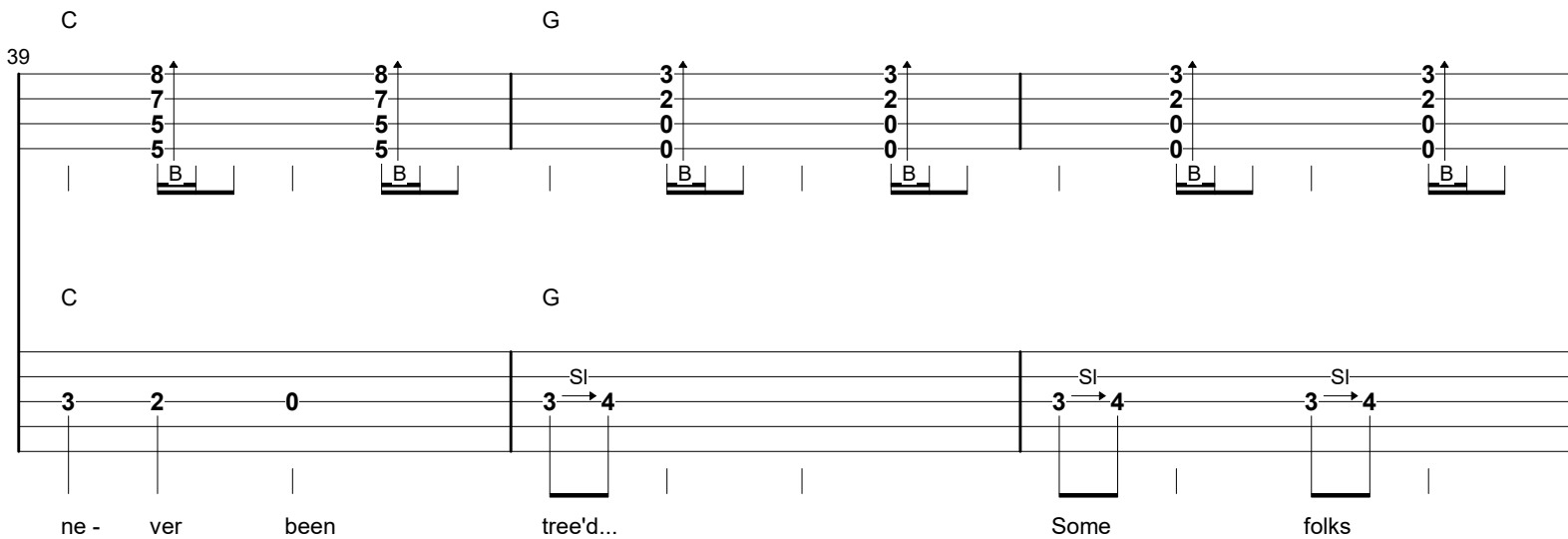
G

G

rump... He ain't ne - ver been caught, he ain't

39

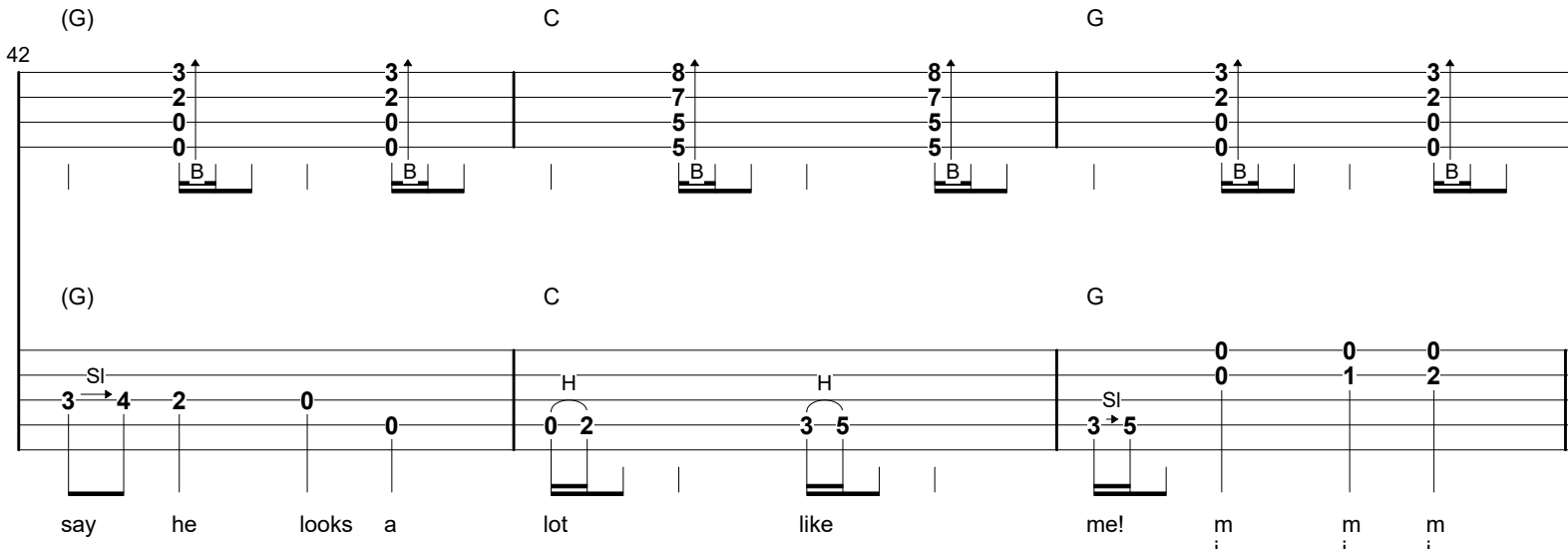
C G



ne - ver been tree'd... Some folks

42

(G) C G

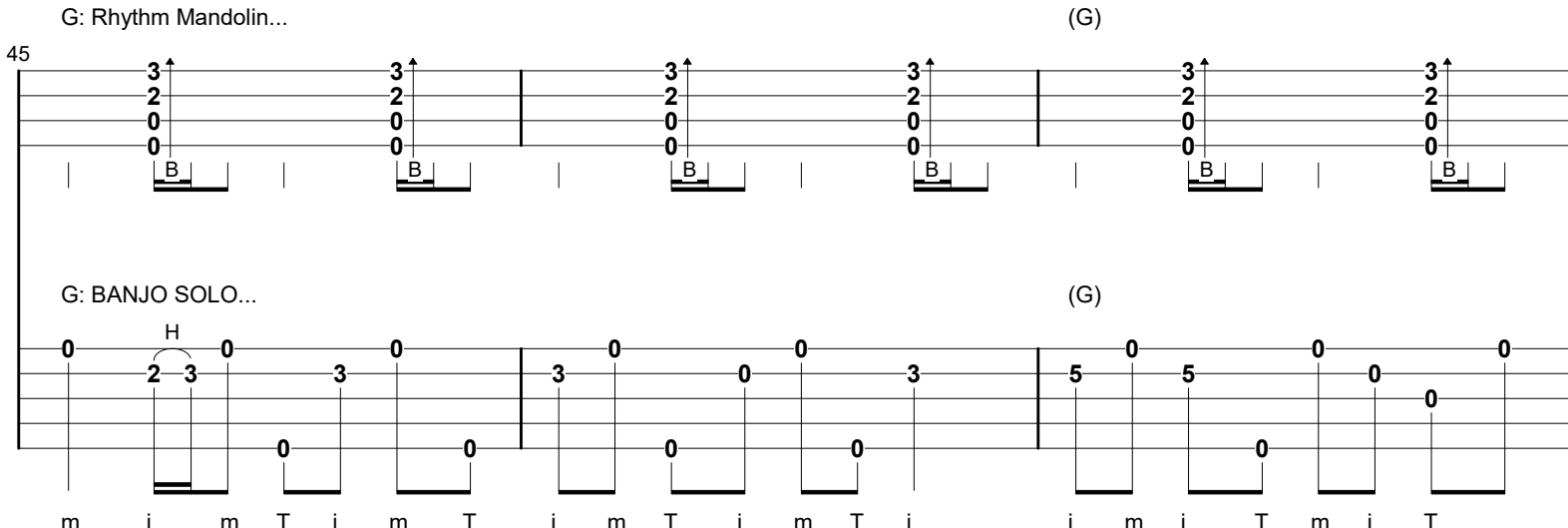


say he looks a lot like me! m m m

G: Rhythm Mandolin... (G)

45

G: BANJO SOLO... (G)



m i m T i m T i m T i m i T m i T

48

(G)

T i T i T i T i i T i m T i T pnch T i T

51

C G G

T i m T i m T T m i m i m m i m T i m T

54

(G)

i m T i m T i m m i T i T i m T i

(G) C

57

(G) C

T i m i T m i T m i T i m T i m T i m T i m T

G D: BRIDGE...

60

G D: BANJO SOLO - CONT'D...

T pnch T T T i m T i m T m T i m T i

G D

63

G D

i i m T i m T i m T i m T i m T i m

66

G

T m T i m T i i i m T i m T i m m i

69

G C

m i m T i m T i m T i m T i m m i T

72

G (G)

i T i m T i T i m i T m i T m i T i m T i



75

C G

T i m T i m T T m T i m i T m

G: MANDOLIN SOLO...

78

(G)

G: VERSE...

(G)

Way up on the moun- tain and what did I

81

(G) C G

see? Bear tracks, be - ar tracks, uh - com - in' af - ter

85

G (G)

me! He ain't ne - ver been caught... He ain't

88

(G)

ne - ver been tree'd... Some folks


91

(G) C G D: BRIDGE...

say he looks uh - lot like me... He's mak - in' nine - ty miles an

95

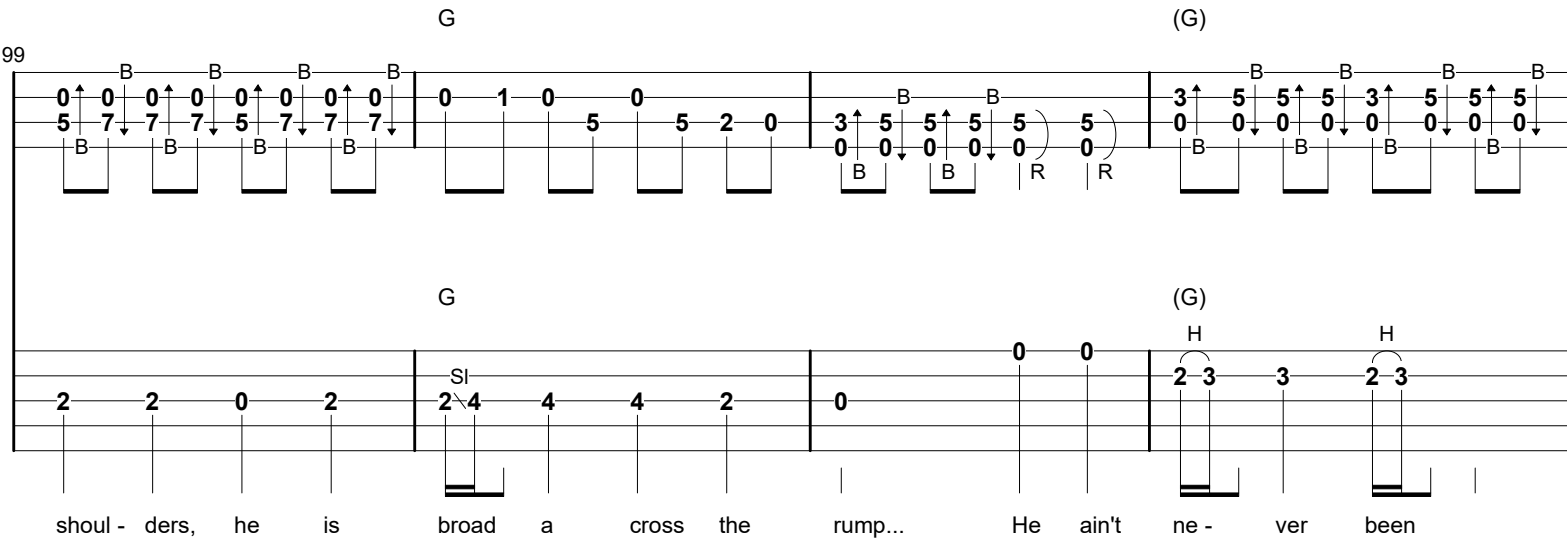
G D



ho - ur, mak - in' thir - ty feet a jump... He is nar - row at the

99

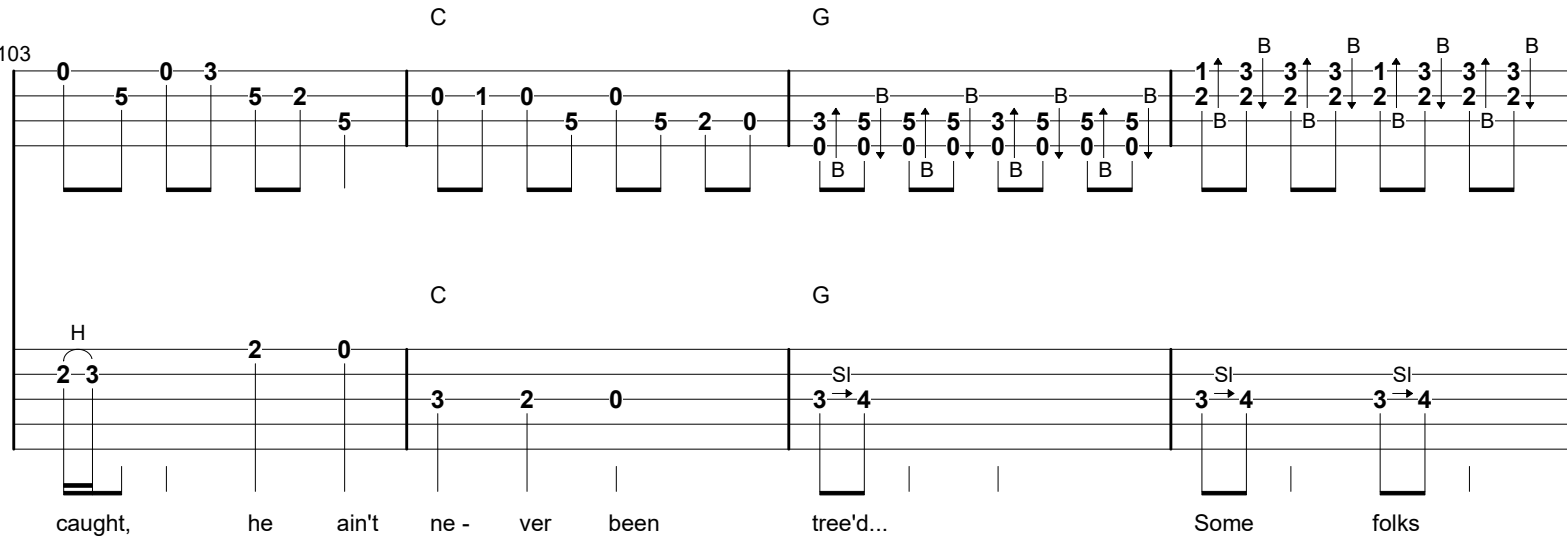
G (G)



shoul - ders, he is broad a cross the rump... He ain't ne - ver been

103

C G



caught, he ain't ne - ver been tree'd... Some folks

107

(G) C 1G 2G: END...

(G) C G G: END...

Sl 3 → 4 2 0 0 0 0 2 3 5 3 5 0 0 1 2 0

B B B R R 2 5 0 1 0 5 2 0 5 4 3 2 0 5 4 5 0

B B B R R 2 5 0 1 0 5 2 0 5 4 3 2 0 5 4 5 0

say he looks a lot like me! m m m  
i i i

The image shows two staves of musical notation. The top staff is for the Banjo, and the bottom staff is for the Mandolin. The Banjo part starts with a treble clef and a key signature of one sharp (F#). It features a sequence of chords: (G), C, 1G, and 2G: END... The notation includes various fret numbers (0-5) and techniques such as bends (marked with 'B'), rolls (marked with 'R'), and slurs. The Mandolin part also starts with a treble clef and a key signature of one sharp. It features a sequence of chords: (G), C, G, and G: END... The notation includes various fret numbers (0-5) and techniques such as slurs and slurs with a 'Sl' marking. Below the Mandolin staff, the lyrics are written: 'say he looks a lot like me! m m m' with 'i' under the 'm's.