

"Mountain Music" - MANDO (w/B-up & Accomp)... Alabama

Arranged & Tabledited
by Tom Arri 2019
BanjoTom2.ORG

G: VERSE 1...

4/4 (Nothing Yet)... Etc. H H H H

3 5 0 2 0 2 0 2 0

Oh, play me some moun - tain

G: Back-Up Mandolin...

G: Back-Up Mandolin...

4/4 (Nothing Yet)... Etc. (Rest)... (Rest)...

G: Rhythm Mandolin...

G: Rhythm Mandolin...

4/4 (Nothing Yet)... Etc. 3↑ 2 0 3↑ 2 0 3↑ 2 0 3↑ 2 0

B B B B

C

G

5 Po H H H

7 5 3 5 5 0 2 0 2 0 2

mu - sic, Like grand - ma and

C

G

(Rest)... 3 3 3 3 5 7 8 3 2 0 0 0) R

(mandolin fill)...

C

G

8↑ 8↑ 8↑ 8↑ 3↑ 3↑

7 7 7 7 2 2

5 5 5 5 0 0

B B B B B B

8

C

5 7 5 5 5 7 0 2 4 5 5

Grand - pa used to play _____... Then I'll

C

1 2 0 0

5 0 1 2 5 0 5 0 1 0 5 0 5 2 0

(mandolin fill)...

C

3 2 0 3 2 0 0 3 2 5 0 3 2 5 0 3 2

B B B B B B B B B B B B B B

11

G

C

0 2 0 2 0 2 0 7 5 3 5

float on down the ri - ver

G

C

3 2 0 3 2 0

(Rest)...

G

C

3 2 0 3 2 0 5 8 7 5 8 7 5

B B B B B B B B B B B B B B

14

A D

H H

2 5 | 5 7 | 2 0 5 | 4 5

to a Ca - jun Hide - a - Way

A D

3 3) 0 0 B 0 0 B 0 0 B 0 0 B 0 0) 5)

3 3) 0 0 B 0 0 B 0 0 B 0 0 B 0 0) 4)

2 R) 2 R) 6 R) 2 R)

A D

8 8 5 5 5 5 10 10

7 7 4 4 4 4 9 9

5 5 2 2 2 2 7 7

B B B B B B B B

18

D7 (D7) (D7)

H

2 0 | 3 5 | | |

e - ay! ...

D7 (D7: Raked Arpeggio).... (D7)

5 4) 0 4 0 0 0 0 0 0 B B B B

5 4) 0 4 5 4 4 5 0 4 0 2 5 7 7 5 7 7 7

R) R)

D7 (D7)

8 8

9 9

7 7

(No Chord)...

B B

22

G: VERSE 2...

C

Musical notation for the first system of the main staff, including fret numbers (3, 5, 0, 2, 7, 5, 3, 5) and lyrics: "Drift a-way like old Tom Saw-er...".

G: Back-Up Mandolin...

C

Musical notation for the Back-Up Mandolin part, showing rests and a right-hand stroke (R) on the first measure.

G: Rhythm Mandolin...

C

Musical notation for the Rhythm Mandolin part, including fret numbers (0, 2, 3, 5, 7, 8) and a "B" (bass) instruction.

26

G

Musical notation for the second system of the main staff, including fret numbers (3, 5, 0, 2, 5, 5, 5, 7) and lyrics: "Ride a raft with old Huck".

G

Musical notation for the Back-Up Mandolin part, including fret numbers (3, 3, 3, 3, 5, 7, 8) and a "B" instruction, with the label "(mandolin fill)...".

G

Musical notation for the Rhythm Mandolin part, including fret numbers (5, 7, 8, 0, 2, 3, 5) and a "B" instruction.

29

C G

H H H

0 2 4 5 5 0 2

Finn... Take a nap

C G

5 0 1 2 5 0 5 0 1 0 5 0 5 2 0 0

(mandolin fill)...

C G

0 3 2 0 3 2 0 3 2 0 3 2 0 3 2 0 3 2 0

B B B B B B B B B B

32

C

H H Po H

0 2 0 2 0 7 5 3 5 2 5

like Rip van Win - kle... Days...

C

3 2 0 0 3 3 2 0 3 3 2 0

R (Rest)... R

C

3 3 8 8 8 8

2 7 7 7 7 7

0 0 5 5 5 5

B B B B B B B B

35

A D

dream - _____ ing a - gain _____

A D

A D

38

D7 (D7) (D7)

D7 (D7: Raked Arpeggio).... (D7)

D7 (D7)

42

G: VERSE 3 (Same as VERSE 1)...

C

Musical notation for the vocal line of Verse 3. The staff shows fret numbers and bowing directions (H for hammer-on). The lyrics are: "Oh, play me some moun - tain mu - sic,"

G: Back-Up Mandolin...

C

Musical notation for the Back-Up Mandolin part. It consists of rests in all four measures, with a right-hand bowing direction (R) indicated at the start.

G: Rhythm Mandolin...

C

Musical notation for the Rhythm Mandolin part. It features a rhythmic pattern of eighth notes with fret numbers (0, 2, 3, 5, 7, 8) and bowing directions (B for bow-up, 3↑ for triplets).

46

G

Musical notation for the vocal line starting at measure 46. The lyrics are: "Like grand - ma and Grand - pa used to".

G

Musical notation for a mandolin fill. It includes a sequence of eighth notes (3, 3, 3, 3, 5, 7, 8) and a triplet of eighth notes (3, 2, 0) with a right-hand bowing direction (R).

(mandolin fill)...

G

Musical notation for the Rhythm Mandolin part corresponding to the second system. It features a rhythmic pattern of eighth notes with fret numbers (5, 7, 8) and bowing directions (B for bow-up, 3↑ for triplets).

49

C G

H H

0 2 4 5 5 0 2 0 2

play... Then I'll float on

C G

5 0 1 2 5 0 5 0 1 0 5 0 5 2 0 0

(mandolin fill)...

C G

0 3 2 0 3 2 0 3 2 0 3 2 3 2 0 3 2 0

B B B B B B B B B

52

C A

H Po H H

0 2 0 7 5 3 5 2 5 5 7

down the ri- ver to a Ca-

C A

3 3 3 3 0 0 0 0 0 0 0 0 0 0 0 0 0 0 0 0 0 0

0 0

R R B B B B B B B B B B

C A

3 3 8 8 8 8 5 5

2 2 7 7 7 7 4 4

0 0 5 5 5 5 2 2 2 2

B B B B B B B B B B

56

Musical notation for measures 56-58. The first staff shows the vocal line with lyrics: "jun Hide - a - Way e - ay! ...". Chords D and D7 are indicated above the staff. The second staff shows the mandolin accompaniment with fret numbers (0, 2, 4, 5, 6) and a right-hand (R) strumming pattern. The third staff shows the bass line with fret numbers (2, 5, 7, 10, 8) and a bass (B) line.

59

Musical notation for measures 59-62. The first staff shows the vocal line with lyrics: "(D7: Raked Arpeggio)... (D7) (Bb)". The second staff shows the mandolin accompaniment with fret numbers (0, 4, 5, 4, 4, 5, 0, 4, 0, 2) and a right-hand (R) strumming pattern. The third staff shows the bass line with fret numbers (0, 5, 7, 7, 5, 7, 7, 0, 1) and a bass (B) line. The fourth staff shows the chord progression: "(No Chord)... (No Chord)... (No Chord)... (No Chord)...".

D: MANDOLIN FILLER...

G

63

Mandolin staff for D: MANDOLIN FILLER... showing fret numbers 0, 2, 4, 5, 7, 9, 10 and bar lines.

D: MANDOLIN JAM...

(G)

G

(Bb)

Mandolin staff for D: MANDOLIN JAM... showing fret numbers 0, 1, 2, 3, 4, 5 and bar lines.

D: Rhythm Mandolin...

G

Mandolin staff for D: Rhythm Mandolin... showing fret numbers 7, 9, 10 and bar lines.

D (Again)...

G

67

Mandolin staff for D (Again)... showing fret numbers 0, 2, 4, 5, 7, 9, 10 and bar lines.

D (Again)...

(G)

G

(Bb)

Mandolin staff for D (Again)... showing fret numbers 0, 1, 2, 3, 4, 5 and bar lines.

D (Again)...

G

Mandolin staff for D (Again)... showing fret numbers 7, 9, 10 and bar lines.

71

D (Again)... G

D (Again)... (G) G (Bb)

D (Again)... G

75

D7: Segue Back... G: VERSE 1...

D7: Segue Back... G: Back-Up Mandolin...

D7: Segue Back... G: Rhythm Mandolin...

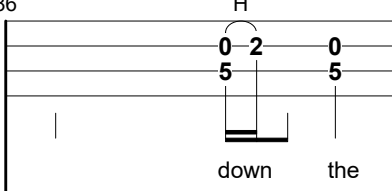
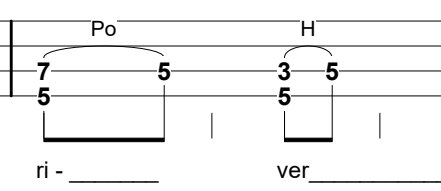
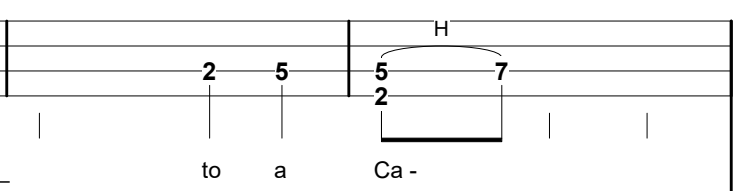
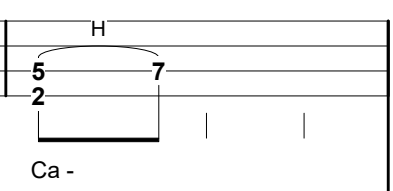
78

C			G		
H	H		H	H	H
0-2	0-2	0	7-5	3-5	5
5	5		5	5	5
5	5		5	5	5
some	moun -	tain	mu -	sic,	Like
					grand -
					ma
					and
C			G		
Etc.			Etc.		
C			G		
Etc.			Etc.		

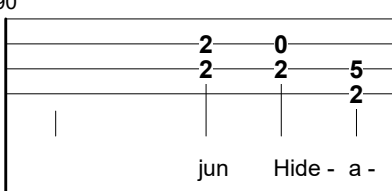
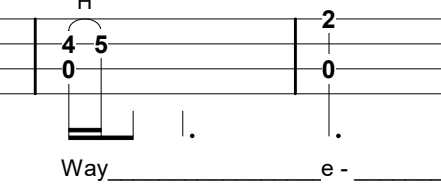
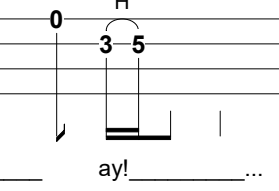

82

C				G			
H	H	H		H	H		
5-7	5-5	5-7	0-2	4-5	0-2	0-2	
0	0	0	5	5	5	5	
5	5	5	5	5	5	5	
Grand -	pa	used to	play_____...	Then	I'll	float	on
C				G			
Etc.				Etc.			
C				G			
Etc.				Etc.			

86

<p>C</p> 	<p>C</p> 	<p>A</p> 	<p>A</p> 
Etc.	Etc.	Etc.	Etc.
Etc.	Etc.	Etc.	Etc.

90

<p>D</p> 	<p>D</p> 	<p>D7</p> 	<p>(D7)</p> 
Etc.	Etc.	Etc.	(D7: Raked Arpeggio).... 0 4 0 4 0 4 4
Etc.	Etc.	Etc.	(No Chord)...

94

(D7)

G: VERSE 4...

Musical notation for the first system, featuring a single staff with a double bar line and a final measure containing a half note chord with frets 0 and 2, and a breath mark 'H' above it.

Swim

(D7)

G: Back-Up Mandolin...

Musical notation for the second system, featuring a single staff with a double bar line and a final measure containing a half note chord with frets 0 and 2, and a breath mark 'H' above it.

(Rest)...

(D7)

G: Rhythm Mandolin...

Musical notation for the third system, featuring a single staff with a double bar line and a final measure containing a half note chord with frets 0 and 2, and a breath mark 'H' above it.

98

C

Musical notation for the first system of the second page, featuring a single staff with a double bar line and a final measure containing a half note chord with frets 0 and 2, and a breath mark 'H' above it.

a -

cross

the

ri -

ver,

just

to

C

Musical notation for the second system of the second page, featuring a single staff with a double bar line and a final measure containing a half note chord with frets 0 and 2, and a breath mark 'H' above it.

(Rest)...

(Rest)...

(mandolin fill)...

C

Musical notation for the third system of the second page, featuring a single staff with a double bar line and a final measure containing a half note chord with frets 0 and 2, and a breath mark 'H' above it.

101

G C

H H

0 2 5 5 5 7 0 2

prove that I'm a man _____

G C

3 2 0 0 1 2 0 5 0 5

(mandolin fill)...

G C

3 2 0 3 2 0 0 3 2 0 0 3 2 0

B B B B B B B B B B

104

G H H H

4 5 5 0 2 0 2 0

Spend the day just be - in'

G

0 1 0 5 0 5 2 0 3 2 0 3 2 0 3 2 0 3 2 0

R

G

0 3 2 0 3 2 0 3 2 0 3 2 0 3 2 0

B B B B B B B B B B

107

C A

Po H H

7 5 3 5 5 5 7 2 0 5

la - zy... Just be - in' na - ture's

C A

(Rest)...

3 3 2 R

0 0 0 0 0 0 0 0 0 0 0 0

B B B B B B

0 0 0 0 0 0 0 0 0 0 0 0

2 2 2 2 2 2 2 2 2 2 2 2

6 R

C A

8 8 8 8 5 5 5 5

7 7 7 7 4 4 4 4

5 5 5 5 2 2 2 2

B B B B B B B B

111

D D7 (D7)

H H

4 5 2 0 3 5

friend

D D7 (D7: Raked Arpeggio)...

5 5 0 0 0 0

4 4 4 4 4 4

2 2 5 4 4 4

R R

D D7

10 10 8 8

9 9 9 9

7 7 7 7

B B B B

(No Chord)... (No Chord)...

115 (D7) G: VERSE 4 (Cont'd)...

Climb a long, tall

(D7) G: Back-Up Mandolin...

(Rest)... (Rest)...

(D7) G: Rhythm Mandolin...

(No Chord)... (No Chord)...

119 C G

hick - 'ry... Bend it o - 'er, skin - nin'

C G

(Rest)... (mandolin fill)...

C G

123

C G

H H

0 2 4 5 5 0 2 0 2

cats _____ Play - in' base - ball

C G

5 0 1 2 5 0 5 0 1 0 5 0 5 2 0 0

(mandolin fill)...

C G

0 3 2 0 3 2 0 3 2 0 3 2 3 2 0 3 2 0

B B B B B B B B B B B B B B B B

126

C A

H Po H H

0 2 0 7 5 3 5 2 5 5 7

with _____ chert rocks... Use - in' saw -

C A

3 3 0 0 0 0 0 0 0 0 0 0 0 0 0 0

R R B B B B B B B B B B B B B B

C A

3 3 8 8 8 8 5 5

2 2 7 7 7 7 4 4

0 0 5 5 5 5 2 2

B B B B B B B B B B B B B B B B

130

130

D D7

2 0 5 | 4 5 | 2 0 3 5

mill slabs for bats Hey

D D7

0 0 2 6) R | 5 4 2) R | 5 4 5) R

D D7

5 4 2 | 5 4 2 | 10 9 7 | 10 9 7 | 8 9 7 | 8 9 7

2 B 2 B 7 B 7 B 7 B 7 B

(D7)

(D7)

133

133

Etc. Oh,

(D7: Raked Arpeggio)... (D7)

0 4 0 4 0 4 | 5 0 4 0 2 | 0 0 0 0 | 0 0 0 0 | 0 0

5 7 7 5 7 7 5 7 7 5 7 7 0

B B B B B B B B B B B B B B B B

(No Chord)... (No Chord)... (No Chord)...

2 3 0 2) B

G: VERSE 1 (Again): ACAPELLA...

137

H	H	H	H	H	C		
0 2	0 2	0 2	0 2	0	7 5	3 5	5
5	5	5	5	5	5	5	5
play	me	some	moun -	tain	mu -	sic,	Like

G: Back-Up Mandolin...

C			
Vocals are ACAPELLA (No Accompaniment)...	Etc.	Etc.	Etc.

G: Rhythm Mandolin...

C			
Vocals are ACAPELLA (No Accompaniment)...	Etc.	Etc.	Etc.

G

141

H	H	H	H	H	H	H	H
0 2	0 2	0 2	5 7	5 5	5 7	0 2	4 5
5	5	5	5	5	5	5	5
grand -	ma	and	Grand -	pa	used to	play _____	Then I'll

G

C			
Etc.	Etc.	Etc.	Etc.

G

C			
Etc.	Etc.	Etc.	Etc.

145

G	H	H	H	C	Po	H	
0 2	0 2	0 2	0	7 5	3 5	2 5	
5	5	5	5	5	5		
float	on	down	the	ri -	ver	to	a
G				C			
Etc.		Etc.		Etc.		Etc.	
G				C			
Etc.		Etc.		Etc.		Etc.	

149

A		D	D7	H	
5 7	2 0	4 5	2	0	3 5
2	2 2 5	0	0		
Ca -	jun	Hide - a -	Way	e -	ay! ...
A		D	D7		
Etc.		Etc.		Etc.	
A		D	D7		
Etc.		Etc.		Etc.	

153

(D7) (D7)

Etc. H
3 5
Oh,

(D7: Raked Arpeggio).... (D7)

(D7)

(No Chord)... (No Chord)... (No Chord)... Etc.

157

G: VERSE 1: OUTRO... C

H H Po H
0 2 0 2 0 2 0 7 5 3 5
play me some moun - tain mu - sic,

G: Back-Up Mandolin... C

(Rest)... (Rest)... (Rest)...

G: Rhythm Mandolin... C

3↑ 3↑ 3↑ 3↑ 8↑ 8↑
2 2 2 2 7 7
0 0 0 0 5 5
0 B 0 B 0 B 0 B 5 B 5 B

160

G

Like grand - ma and Grand - pa used to

G

(mandolin fill)...

G

163

C

play _____... Then I'll float on

C

(mandolin fill)...

C

166

C A

H Po H H

0 2 0 7 5 3 5 2 5 5 7

down the ri - ver to a Ca -

C A

3 2 0 0 R (Rest)... 3 3 0 0 B 0 0 B 0 0 B 0 0 B 0 0 B

C A

3 2 0 3 8 8 8 8 5 5

0 B 0 B 5 B 5 B 5 B 2 B 2 B

170

D D7 H H

2 0 5 4 5 2 0 3 5

jun Hide - a - Way e - ay! ...

D D7

0 0 2 6 R 5 4 2 R 5 4 5 R

D D7

5 4 2 5 10 10 8 8

2 B 2 B 7 B 7 B 7 B 7 B

173

(D7) (D7) G: END...

(D7: Raked Arpeggio).... (D7) G: END...

(No Chord)... (No Chord)... (No Chord)... G: END...

The image shows a mandolin tablature for the song 'Mountain Music'. It consists of two systems of four staves each. The first system has a (D7) chord above the first two staves and a G: END... instruction above the last two. The second system has a (D7: Raked Arpeggio).... instruction above the first two staves, a (D7) chord above the third, and a G: END... instruction above the fourth. The third system has (No Chord)... instructions above the first three staves and a G: END... instruction above the fourth. The tablature includes fret numbers (0, 4, 5, 2, 3) and rhythmic markings (vertical lines) indicating the timing of notes. A double bar line is present between the second and third systems.

VERSE 1...
 Oh, play me some mountain music...
 Like grandma and grandpa used to play...
 Then I'll float on down the river...
 To a Cajun hideaway...

VERSE 2...
 Drift away like Tom Sawyer, ride a raft with ol' Huck Finn...
 Take a nap like Rip Van Winkle, days dreamin' again...

VERSE 3...
 Oh, play me some mountain music...
 Like grandma and grandpa used to play...
 Then I'll float on down the river...
 To a Cajun hideaway...

(INSTRUMENTAL)

VERSE 4...
 Swim across the river, just to prove that I'm a man...
 Spend the day bein' lazy, just bein' nature's friend...
 Climb a long tall hick'ry. Bend it over, skinnin' cats...
 Playin' baseball with chert rocks, usin' sawmill slabs for bats...

(SEGUE: ACAPELLA)...
 Play some back-home, come-on music...
 That comes from the heart...
 Play something with lots of feelin',
 'Cause that's where music has to start...

VERSE 5...
 Oh, play me some mountain music...
 Like grandma and grandpa used to play...

Then I'll float on down the river...
 To a Cajun hideaway, hey hey...

OUTRO...
 Oh, play me mountain music...
 Oh, play me mountain music...
 Oh, play me mountain music...
 Oh, play me mountain music...

.....
 Copyright: Randy Owen & Alabama