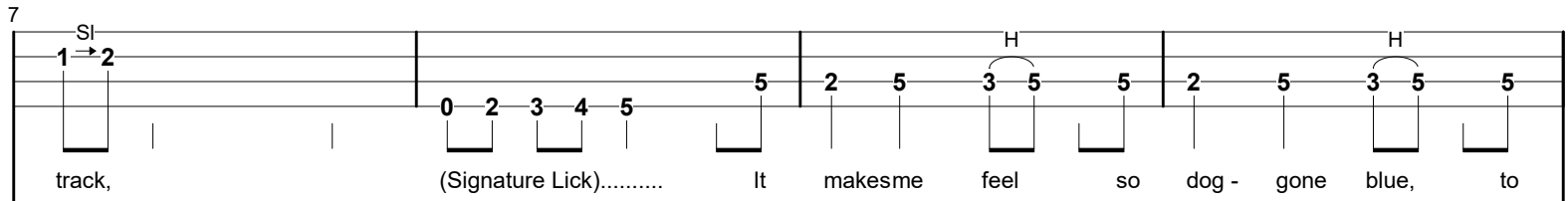


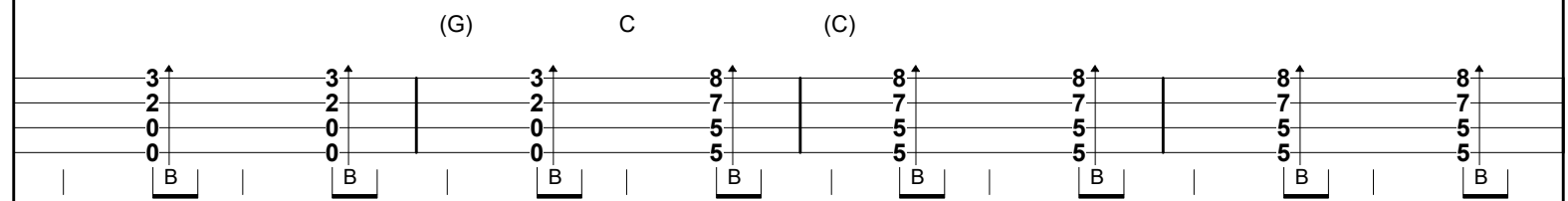
7

(G) C (C)

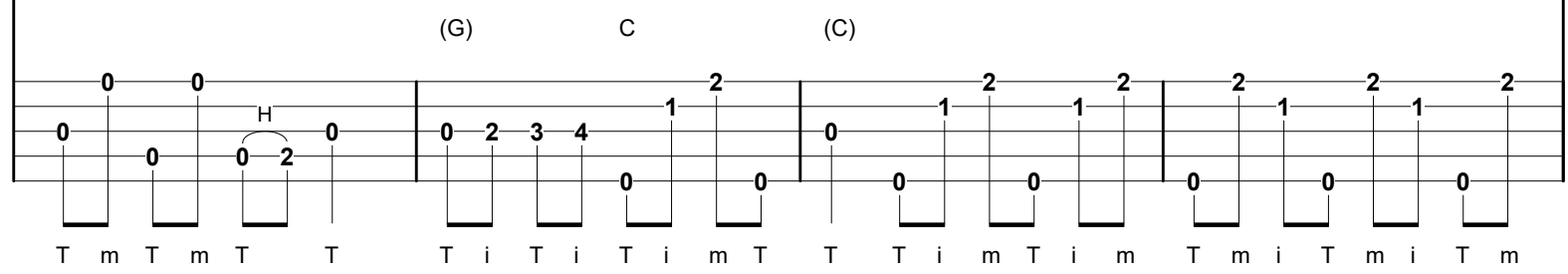


track, (Signature Lick)..... It makes me feel so dog-gone blue, to

(G) C (C)



(G) C (C)



T m T m T T T i T i T i m T T T i m T i m T m i T m i T m

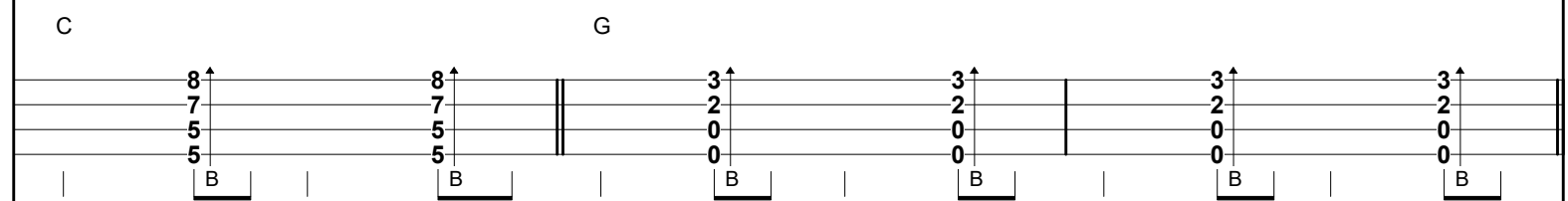
11

C G (G)

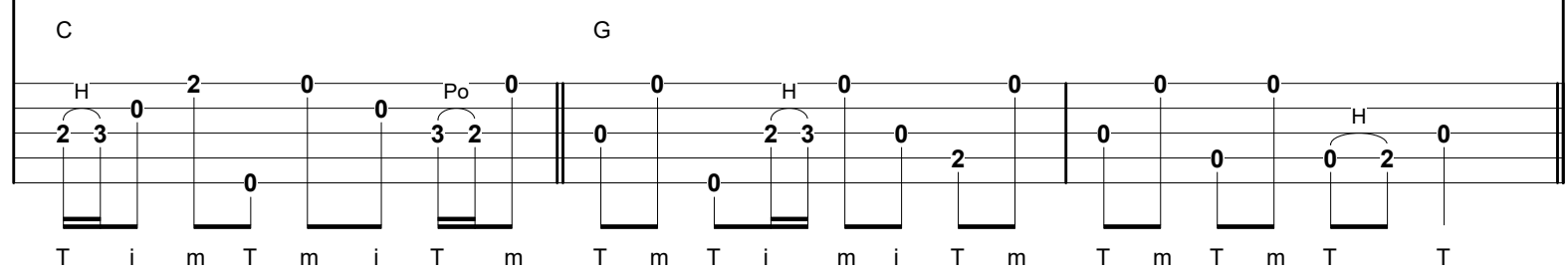


lis - ten to that old smoke stack... Dri -

C G



C G



T i m T m i T m T m T i m i T m T m T m T T

21

C G (G) H

let me ram-ble down the line... Blue

C G

C G

T i m i T m i T

G: VERSE 2...

24

(G) H

rail - road train, leav - in' me here a -

G: Rhythm Mandolin...

G: Back-Up Banjo...

T i m T m i T m T m i m T i m T m i T

27

(G) C (C)

Sl 1 → 2

0 2 3 4 5

2 5 5 3 5 5 2 5 5 3 5 5

lone _____ (Signature Lick)..... Treat-in' me good, uh - treat - in' me bad and

(G) C (C)

3 ↑ 2 0 0

3 ↑ 2 0 0

3 ↑ 2 0 0

8 ↑ 7 5 5

8 ↑ 7 5 5

8 ↑ 7 5 5

8 ↑ 7 5 5

8 ↑ 7 5 5

B B B B B B B B

(G) C (C)

0 0 0 0

0 2 3 4 1 2

0 1 2 1 2 2 1 2 1 2

T m T m T T T i T i T i m T T T i m T i m T m i T m i T m

31

C G (G)

2 2 5 0 1 0 3 5 6 6 6 6 2 Sl

mak-in' me think of home _____ Hear

C G

8 ↑ 7 5 5

8 ↑ 7 5 5

3 ↑ 2 0 0

3 ↑ 2 0 0

3 ↑ 2 0 0

3 ↑ 2 0 0

B B B B B B B B

C G

H 2 3 0 2 0 0 0 0 0 0 0 0 0 0 0 0

T i m T m i T m T m T i m i T m T m T m T T

34

(G) G H

5 5 3 0 1 | 3 5 | 4 5 5 5 1 | 1 3

that lone - some train _____, lis - ten to the whis - tle

G G

3 2 0 0 | 3 2 0 0 | 3 2 0 0 | 3 2 0 0 | 3 2 0 0 | 3 2 0 0

B B B B B B

(G) G

H H Po

2 3 0 2 3 0 | 3 2 0 0 | 0 0 0 0 | 6 9 6 0 1 3 0

i m i m T i m T i m T i m T i m i T i T m i T i

37

(G) C (C)

Sl 1 2 | 0 2 3 4 5 | 5 2 5 5 3 5 | 2 5 5 3 5 5

blow _____ (Signature Lick)..... She's tak - in' the sun, leav-in' the rain and

(G) C (C)

3 2 0 0 | 3 2 0 0 | 3 2 0 0 | 8 7 5 5 | 8 7 5 5 | 8 7 5 5 | 8 7 5 5 | 8 7 5 5

B B B B B B B B B B

(G) C (C)

0 0 0 0 | 0 2 3 4 1 2 | 1 2 1 2 1 2 | 3 2 3 2 2 1 2

T i T m T i T m T i T i T i m T i m i m T i m T m i m T m i T m

41

C G

mak-in' me want to go _____... (Fill-In Lick).....

C G

C G

T T T T T m T i m i T m

(G) G: MANDOLIN SOLO...

44

Blue _____ 3 rail - 3 road train, go -

G: Rhythm Mandolin...

(G) G: Back-Up Banjo...

T i m T m i T m T m T i m T

47

(G) (G) C (C)

5 4 3 1 2 | 5 3 0 | 3 5 5 5 3 5 5 5 | 0 2 3 4 5 | 5 | 2 5 5 5 2 5 5 5

in' down the rail - road track, (Signature Lick)..... It makes me feel so

(G) (G) C (C)

3↑ 2 0 0 | 3↑ 2 0 0 | 3↑ 2 0 0 | 3↑ 2 0 0 | 3↑ 2 0 0 | 8↑ 7 5 5 | 8↑ 7 5 5 | 8↑ 7 5 5

B B B B B B B B B

(G) (G) C (C)

3 0 H 0 3 0 0 Po 3 0 | 0 0 0 0 H 0 2 | 0 2 3 4 1 2 | 0 1 2 1 2

i m T m i T T m T m T T T i T i T i m T T T i m T i m

C G

51

2 5 0 1 0 | 5 2 0 | 3 5 5 5 1 5 3 0 || 3 5 5 5 5 5 5

dog - gone blue, to lis - ten to that old smoke stack_____...

C G

8↑ 7 5 5 | 8↑ 7 5 5 | 8↑ 7 5 5 | 8↑ 7 5 5 || 3↑ 2 0 0 | 3↑ 2 0 0

B B B B B B B B

C G

2 1 2 1 2 | H 2 3 0 2 0 0 Po 3 2 || 0 0 H 0 0 2

T m i T m i T m T i m T m i T m T i m i T m

54

(G) (G)

Dri - vers roll - in' on, uh -

G

(G)

T m T m T T i m i m T i m T i m T i m

57

G (G) C

leav - in' me here be - hind... (Signature Lick).....

G (G) C

G (G) C

i T i T m i T i T i T m T i T m T i T i T i m T

60 (C) C

Gim-me back those good ole days and let me ram-ble down the

(C) C

(B) (B) (B) (B) (B) (B)

(C) C

i m i m T i m T m i m T m i T m T T T T

63 G (G) G: VERSE 3... H H

line... I've got the blues

G G: Rhythm Mandolin...

(B) (B) (B) (B)

G G: Back-Up Banjo...

T m T i m i T m T i T m i T T i m T m i T m

66

(G)

(G)

C

long - ing for her com - pan - y..... (Signature Lick)..... It's

(G)

(G)

C

(G)

(G)

C

T m T m T i m T i m T m i T T T i T i T i m T

70

(C)

C

ma - ny miles, from where I am, to the on - ly one for

(C)

C

(C)

C

T T i m T i m T m i T m i T m T i m T m i T m

73

G (G) (G)

me _____ It's _____ lone - some

T m T i m i T m T m T m T i m i m T i m T

76

G (G) (G)

here _____ wait - ing for the ma - ni - fest _____

i m T i m T i m i T i T m i T i T i T m T i T m

79

(G) C (C)

(Signature Lick)..... I hope that en - gi - neer is kind e -

(G) C (C)

(G) C (C)

T i T i T i m T i m i m T i m T m i m T m i T m

82

C G

nough to let me be his guest _____ I've

C G

C G

T T T T T m T i m i T m T m T m T T

G: VERSE 3...

85

Mandolin staff with notes and lyrics: 5 3 0 1 3 5 4 5 5 5 5 1 1 3. Lyrics: got the blues, long - ing for her com - pan -

G: Rhythm Mandolin...

Rhythm mandolin staff with triplets and bar lines. Includes a 'B' bracket under the first triplet.

G: BANJO SOLO...

Banjo staff with notes and lyrics: 2 3 0 2 0 0 3 2 0 0 2 3 0 2 3 0 0 3 0 0 3 0. Lyrics: T i m T m i T m T i m i m T m i T

(G) C (C)

88

Mandolin staff with notes and lyrics: 1 2 0 2 3 4 5 5 2 5 5 5 2 5 5. Lyrics: y... (Signature Lick)..... It's ma - ny miles, from where I am,

(G) C (C)

Rhythm mandolin staff with triplets and bar lines. Includes 'B' brackets under the first three triplets.

(G) C (C)

Banjo staff with notes and lyrics: 0 0 0 2 0 0 2 3 4 1 2 0 1 2 1 2 2 1 2 1 2. Lyrics: T m T m T T T i T i T i m T T T i m T i m T m i T m i T m

92

C G

to the on - ly one for me_____... It's

C G

C G

T i m T m i T m T m T i m i T m T m T m T T

95

(G) G H H

lone - some here_____, wait - ing for the ma - ni -

G G

(G: BANJO SOLO CONT'D)...

G

i m i m T i m T i m T i m T i m i T i T m i T i

98

(G) C (C)

Sl 1 → 2

fest _____

(Signature Lick).....

I hope that en - gi -

(G) C (C)

3↑ 3↑ 3↑ 8↑ 8↑ 8↑

2 2 2 7 7 7

0 0 0 5 5 5

0 0 0 B B B

(G) C (C)

0 0 0 0 0 2 1 2 1 2 1 2

T i T m T i T m T i T i T i m T i m i m T i m T

101

C G

2 5 5 5 2 2 5 5 0 1 0 3 5

neer is kind e - nough to let me be his guest _____

C G

8↑ 8↑ 8↑ 8↑ 3↑ 3↑

7 7 7 7 2 2

5 5 5 5 0 0

5 5 5 5 B B

Po C G

3 2 3 2 3 2 0 3 2 3 2 0 2 0 2 0 2 0 0 2 3 0 2

m i m T i 3 T T T T T m T i m i T m

(G) G: VERSE 4 (Last Verse)...

104

Blue _____ rail - road train, a

Detailed description: Mandolin staff with six lines. Fingering: 2, 5, 3, 0-1, 3, 5, 5. Techniques: H (hammer-on) above 2-5 and 3-5. Lyrics: Blue _____ rail - road train, a

G: Rhythm Mandolin...

Detailed description: Mandolin staff with six lines. Fingering: 3, 2, 0, 0, 3, 2, 0, 0, 3, 2, 0, 0, 3, 2, 0, 0, 3, 2, 0, 0. Techniques: 3↑ (triple up-bow), B (barre) under 0-0.

G: Back-Up Banjo...

T i T m i T T i m T m i T m T m T m T i m T

Detailed description: Banjo staff with five lines. Fingering: 0, 3, 4, 0, 0, 0, 2, 3, 0, 2, 0, 0, 3, 2, 0, 0, 0, 0, 0, 0. Techniques: 1/2 (half note), H (hammer-on) above 2-3, Po (pull-off) above 3-2, Sl (slide) above 3-5.

(G) (G) C

107

good old pal to me _____

(Signature Lick)..... You

Detailed description: Two mandolin staves. First staff: Fingering 4, 5, 5, 1, 1, 3, 1, 2. Techniques: H (hammer-on) above 4-5, Sl (slide) above 1-2. Second staff: Fingering 0, 2, 3, 4, 5, 5. Lyrics: good old pal to me _____ (Signature Lick)..... You

(G) (G) C

Detailed description: Mandolin staff with six lines. Fingering: 3, 2, 0, 0, 3, 2, 0, 0, 3, 2, 0, 0, 3, 2, 0, 0, 8, 7, 5, 5. Techniques: 3↑ (triple up-bow), B (barre) under 0-0.

(G) (G) C

i m T m i T T m T m T T i T i T i m T

Detailed description: Mandolin staff with six lines. Fingering: 3, 0, 0, 3, 0, 0, 3, 0, 0, 0, 0, 0, 2, 0, 0, 2, 3, 4, 1, 2. Techniques: H (hammer-on) above 0-3, Po (pull-off) above 3-0, H (hammer-on) above 0-2.

110

(C) C

take me where I want to go, I get my trans-por - ta - tion

(C) C

(C) C

T T i m T i m T m i T m i T m T i m T m i T m

113

G (G)

free... (Fill-In Lick)

G

G

T m T i m i T m T m T m T

(G) G: MANDOLIN SOLO...

116

Blue 3 rail - 3 road train, go -

G: Rhythm Mandolin...

(G) G: Back-Up Banjo...

T i m T m i T m T m T i m T

(G) (G) C (C)

119

in' down the rail - road track, (Signature Lick)..... It makes me feel so

(G) (G) C (C)

(G) (G) C (C)

i m T m i T T m T m T T T i T i T i m T T T i m T i m

123

C G

dog - gone blue, to lis - ten to that old smoke stack_____...

C G

B B B B B B

C G

T m i T m i T m T i m T m i T m T m T i m i T m

126

(G) (G)

Dri - _____ vers roll - in' on _____, uh -

G

B B B B B B

(G)

T m T m T T i m i m T i m T i m T i m

129

G (G) C

leav - in' me here be - hind_____...

(Signature Lick).....

G (G) C

B B B B B B

G (G) C

i T i T m i T i T i T m T i T i T i m T

(C) C

132

Gim-me back those good ole days and let me ram-ble down the

(C) C

B B B B B B

(C) C

i m i m T i m T m i m T m i T m T T T T

135

G C: TAG-OUT...

line_____...

Gim-me back those good ole days and

G C: TAG-OUT...

B B B B B B

G C: TAG-OUT...

T m T i m i T m i m i m T i m T m i m T m i T m

C G: END...

138

let me ram-ble down the line_____...

C G: END...

B B

C G: END...

T T T T