



Take Me Out to the Ball Game

(Norworth and Tilzer)

Arrangement for banjo, J. Gentle, Jr.

Copyright 2017

Guitar Pro V 6.2.0

Open G

- ① = D
- ② = B
- ③ = G
- ④ = D
- ⑤ = G

Audio file, mp3 >>>



♩ = 180

Banjo

1 2 3 4 5

TAB

3 2 0 3 5 4 5 3 5

t t i m t i i m t

Banjo

5 3 4 3 4 6 0 1 2 0 7 0 3 5 8 5 3 5

i t m i t m t m i t t i m t i i m t

Banjo

9 3 3 0 10 3 0 3 0 11 2 3 2 3 1 12 0 1 2 3

i t i m t i m t i m t m i t m i t i i m i

Banjo

13 2 1 2 1 2 14 2 1 2 0 15 2 2 2 2 2 2 16 2 4 5

m t m i t m i t t m i t m i t m m m

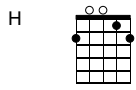


Banjo TAB 17 7 4 5 18 0 5 0 19 3 5 20 5 3 5

m t m i m t i t t t i m t i i m t

Banjo TAB 21 3 4 3 4 22 0 1 0 23 3 3 24 3 3 3

i t m i t m t m i t m i t m t m i t m i



Banjo TAB 25 0 2 1 2 26 1 2 1 2 27 5 5 28 5 2 3

m t i m t i m t i m t t i t m i t t i t



Banjo TAB 29 5 4 5 30 0 2 0 31 2 2 2 32 4 1 4 1 2

m i t t m i m i m m i t m i t m i t m i t



Banjo TAB 33 5 4 3 5 4 3 34 5

m t i m t i m

Take Me Out to the Ball Game

(Norworth and Tilzer)

Arrangement for banjo, J. Gentle, Jr.

Copyright 2017

Guitar Pro V 6.2.0

Standard tuning

Chords

$\text{♩} = 180$

Chords

$\text{♩} = \text{♪} = \text{♪} = \text{♪}$ (triplets)

3/4

1

2

3

4

5

6

7

8

9

10

11

12

13

14

15

16

17

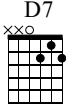
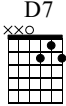
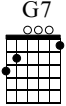
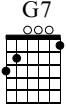
18

19

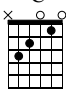
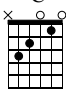
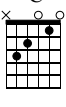
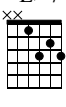
20

The image displays a series of 20 measures of music for a banjo arrangement. Each measure is represented by a horizontal line with a vertical bar indicating the measure boundary. Above each measure, a chord diagram is provided for reference. The chords are: G (measures 3, 7), Em (measures 4, 8, 12, 16, 20), D (measures 5, 9), D7 (measures 6, 10, 14, 18), E7 (measures 11), Am (measures 13), and A (measures 15). The diagrams show fingerings on the strings, with 'x' indicating muted strings and 'o' indicating open strings. The first measure shows a triplet of eighth notes. The time signature is 3/4. The tempo is marked as quarter note = 180.

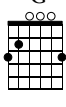
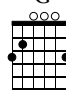
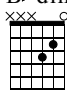
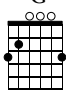
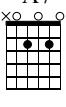
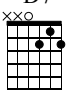
Chords

21  22  23  24 

Chords

25  26  27  28 

Chords

29  30    31  32 

Chords

33  34 