
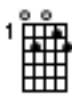


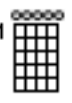
Power in the blood

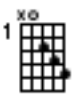
(Track 1)

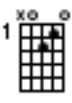
Arr: Robert Mitchell

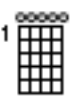
1  G

2  C

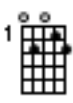
3  G

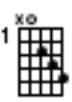
4  D

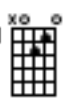
5  D7

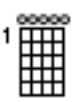
4  G

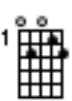
5

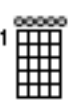
6  C

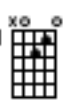
7  D

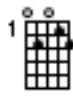
8  D7

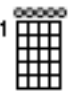
9  G

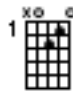
10  C

11  G

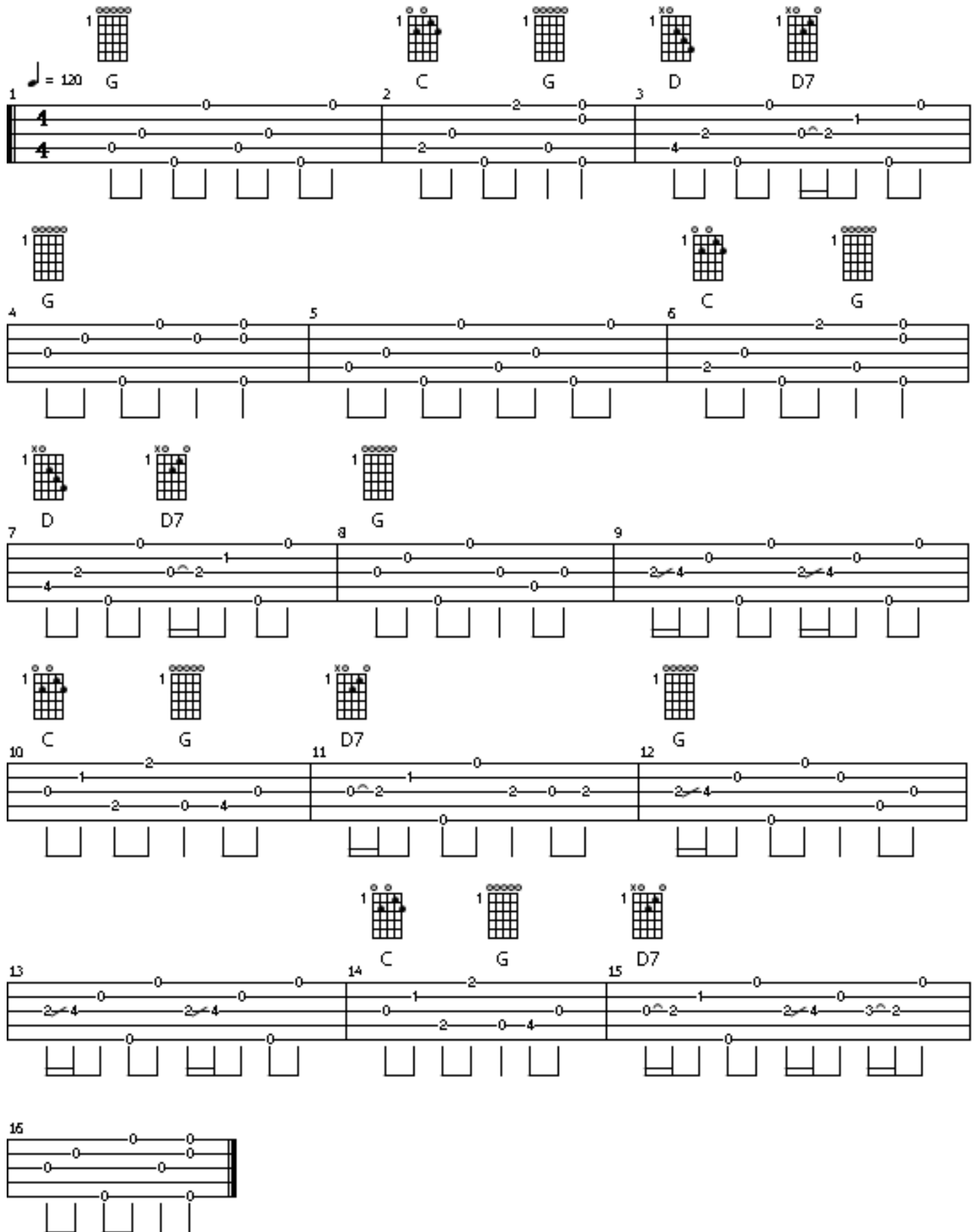
12  D7

13  C

14  G

15  D7

16



Detailed description: This is a guitar tablature for the piece 'Power in the blood'. It consists of 16 measures. The notation is written on a six-line staff. Measure 1 starts with a G chord diagram and has fret numbers 0, 0, 0, 0, 0, 0. Measure 2 has a C chord diagram and fret numbers 2, 0, 0, 0, 0, 0. Measure 3 has a G chord diagram and fret numbers 2, 0, 0, 0, 0, 0. Measure 4 has a D chord diagram and fret numbers 4, 2, 0, 0, 2, 0. Measure 5 has a D7 chord diagram and fret numbers 0, 0, 0, 0, 1, 0. Measure 6 has a G chord diagram and fret numbers 0, 0, 0, 0, 0, 0. Measure 7 has a C chord diagram and fret numbers 0, 0, 0, 0, 0, 0. Measure 8 has a D chord diagram and fret numbers 0, 0, 0, 0, 0, 0. Measure 9 has a D7 chord diagram and fret numbers 2, 0, 0, 0, 0, 0. Measure 10 has a G chord diagram and fret numbers 2, 4, 0, 0, 2, 4. Measure 11 has a C chord diagram and fret numbers 0, 0, 0, 0, 0, 0. Measure 12 has a G chord diagram and fret numbers 2, 4, 0, 0, 2, 4. Measure 13 has a C chord diagram and fret numbers 0, 0, 0, 0, 0, 0. Measure 14 has a G chord diagram and fret numbers 0, 1, 2, 0, 0, 0. Measure 15 has a D7 chord diagram and fret numbers 0, 2, 0, 0, 2, 0. Measure 16 has a G chord diagram and fret numbers 0, 0, 0, 0, 0, 0. Chord diagrams are provided for measures 1, 2, 3, 4, 5, 6, 7, 8, 9, 10, 11, 12, 13, 14, and 15. A tempo marking of quarter note = 120 is shown at the beginning.