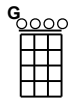
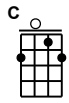


I've Been Working on the Railroad (2F)

traditional

Arr. by Jack Beuthin
Key of G



banjo intro

1 2 3 4

4/4

T T | T | T

T T | T | T

T T | T | T

T T | T | T



song/lyrics

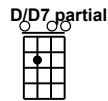
5 6 7 8

T T | T | T

T T | T | T

T T | T | T

T T | T | T



9 10 11 12

T T | T | T

T T | T | T

T T | T | T

T T | T | T



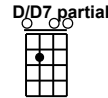
13 14 15 16

T T | T | T

T T | T | T

T T | T | T

T T | T | T



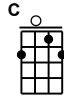
17 18 19 20

T T | T | T

T T | T | T

T T | T | T

T T | T | T

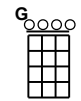
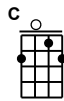


Musical notation for measures 21-24. Measure 21: 0 0 0 0 | 0 0 0 0. Measure 22: 2 2 2 2 | 2 0 2 0. Measure 23: 0 2 4 2 | 0 2 4 0. Measure 24: 0 2 0 0 | 0 0 0 0. Tapping: T I T I T I | T I T I T I | T I T I T I | T I T I T I.



Musical notation for measures 25-28. Measure 25: 0 0 0 0 | 0 0 0 0. Measure 26: 2 0 2 2 | 2 0 2 0. Measure 27: 0 4 4 2 | 4 2 4 0. Measure 28: 0 0 0 0 | 0 0 0 0. Tapping: T I I T T I | T I I T T I | T T I T T I | T T I T T I.

Musical notation for measures 29-32. Measure 29: 0 0 0 0 | 0 0 0 0. Measure 30: 0 0 0 0 | 0 0 0 0. Measure 31: 0 0 0 0 | 0 0 0 0. Measure 32: 2 4 2 0 | 0 0 0 0. Tapping: T I I T T I | T T I T I I | T I I T I T I | T T I T T I.



Musical notation for measures 33-36. Measure 33: 0 0 0 0 | 0 0 0 0. Measure 34: 1 2 5 0 | 0 0 0 0. Measure 35: 3 0 1 2 | 0 0 0 0. Measure 36: 0 0 0 0 | 0 0 0 0. Tapping: T I I T T I | T I T I I I | T I I T T I | T T I T T I.

Musical notation for measures 37-40. Measure 37: 0 0 0 0 | 0 0 0 0. Measure 38: 0 0 0 0 | 0 0 0 0. Measure 39: 0 0 0 0 | 0 0 0 0. Measure 40: 2 4 2 0 | 0 0 0 0. Tapping: T T I T T I | T I T I T I | T I T I T I | T T I T T I.

The image displays a guitar tablature for the song "I've Been Working on the Railroad". At the top, two chord diagrams are provided: a C major chord (C) and a G major chord (G). The C chord diagram shows the first three strings (E, A, D) with frets 1, 2, and 3 respectively, while the other three strings (G, B, E) are open. The G chord diagram shows the first four strings (E, A, D, G) with frets 3, 2, 3, and 2 respectively, while the other two strings (B, E) are open. The tablature itself consists of six lines representing the guitar strings. Fret numbers are placed above the lines, and string indicators (T for top, I for intermediate, T for bottom) are placed below. The piece starts at fret 41 with a series of open strings (0) on the top three strings. At fret 42, the first string is fretted at 1, the second at 2, and the third at 2. At fret 43, the first string is fretted at 3, the second at 0, and the third at 0. At fret 44, the first string is fretted at 1, the second at 2, and the third at 0. The piece concludes with a final chord at fret 44, indicated by a double bar line.

A video of me playing this rendition is posted on my YouTube channel: <https://youtu.be/zDnVS--AnA>

